

EDO STATE

**Report of the Auditor-General
Edo State of Nigeria
on the Accounts of the
Edo State Government of Nigeria
for the year ended 31st December, 2021**



MR. GODWIN NOGHEGHASE OBASEKI
GOVERNOR
EDO STATE, NIGERIA



RT. HON. COMRADE PHILIP SHAIBU
DEPUTY GOVERNOR
EDO STATE, NIGERIA



BARR. OSARODION OGIE
SECRETARY TO THE STATE GOVERNMENT
EDO STATE, NIGERIA



RT. HON. MARCUS IZIEGBEAYA ONOBUN
SPEAKER
EDO STATE HOUSE OF ASSEMBLY



HON. EMMANUEL OMOLADUN AGBAJE
CHAIRMAN
PUBLIC ACCOUNTS COMMITTEE



MR. STEPHEN O. JOHNSON_{FCA,ACTI,FIMC,FCSSA}
FUNCTIONING AUDITOR-GENERAL
EDO STATE.



BEDSPACE AT EDO STATE INFECTIOUS DISEASE ISOLATION CENTRE



COLLEGE OF EDUCATION, ABUDU



COLLEGE OF NURSING, SAPELE ROAD



COMMISSIONING OF INDUSTRIAL HIGH COURT BY HIS EXCELLENCY, MR. GOVERNOR GODWIN OBASEKI



EDO STATE INFECTIOUS DISEASE ISOLATION CENTRE



EDO STATE PRODUCTION CENTRE AT OLD PRINTING PRESS PREMISES, SAPELE ROAD, BENIN CITY





EDO STATE SECURITY ARCHITECTURE, GOVERNMENT HOUSE, BENIN-CITY



EVEVA PRIMARY SCHOOL, OKPELLA, ETSAKO EAST LGA



INSTALLATION OF STREET LIGHTS IN AUCHI AND JATTU COMMUNITIES



IRIHIRI ROAD, OREDO LOCAL GOVERNMENT AREA



LAUNCH OF EDO STATE OIL PALM PROGRAMME (ESOPP)



OGBE NURSING HOME, BENIN CITY



OSIOMO INDUSTRIAL POWER PARK AT OLOGBO



PROCUREMENT OF TRACTORS FOR AGRICULTURAL PRODUCTION



SAMUEL OGBEMUDIA STADIUM, BENIN CITY



URHONIGBE RUBBER PLANTATION³



TABLE OF CONTENT

	PAGES
CORPORATE INFORMATION.....	18-20
AUDITOR-GENERAL'S REPORT/ AUDIT CERTIFICATE.....	21-26
ACCOUNTING POLICIES.....	27-33
FIVE YEARS FINANCIAL HIGHLIGHT.....	34
CONSOLIDATED STATEMENT OF FINANCIAL PERFORMANCE (INCOME AND EXPENDITURE).....	35
CONSOLIDATED STATEMENT OF FINANCIAL POSITION (BALANCE SHEET).....	36
CONSOLIDATED STATEMENT OF CASHFLOW.....	37
CONSOLIDATED STATEMENT OF CHANGES IN NET ASSETS/EQUITY.....	38
NOTES TO FINANCIAL STATEMENTS.....	39-114
BUDGETARY PERFORMANCE.....	115-123





S/N	ABBREVIATIONS/ TERMS	DESCRIPTION
1	COA	Chart of Accounts
2	CP	Contributory Pensions
3	CRFC	Consolidated Revenue Fund Charges
4	EDSG	Edo State Government
5	FAAC	Federation Accounts Allocation Committee
6	FGN	Federal Government of Nigeria
7	NCOA	National Charts of Accounts
8	FRCON	Financial Reporting Council of Nigeria
9	GBE	Government Business Enterprises
10	GAAP	Generally Accepted Accounting Principles
11	GPFS	Generally Purpose Financial Statement
12	IPSAS	International Public Sector Accounting Standards
13	LGCs	Local Government Councils
14	MDAs	Ministries, Departments and Agencies
15	MWCC&E	Ministry of Wealth Creation, Cooperative and Employment
16	PPE	Property, Plant and Equipment
17	SRA	Statutory Revenue Allocation
18	TCO	Treasury Cash Office
19	VAT	Value Added Tax





CORPORATE INFORMATION ON EDO STATE GOVERNMENT

Edo State which occupies an area of 19,794 square kilometers was created on August 27, 1991 from the defunct Bendel State during the Federal Military Government Administration headed by General Ibrahim Badamosi Babangida. The former Bendel State which now gave birth to Edo and Delta States had itself undergone name changes from Midwest region to Midwest State. Midwest region was created on August 9th 1963 through referendum. The creation of Edo State in 1991 brought to fruition spirited effort for state creation which was spearheaded by a delegation headed by the Oba of Benin, **Omo N’Oba N’Edo Uku Akpolokpolo Erediauwa** when the report of the steering Committee set up to work out proposal for State creation was submitted to National Assembly Lagos on Thursday July 16th, 1981.

Edo State lies roughly between longitudes 05° 04’E and 06° 43’E and latitudes 05° 44’N and 07° 34’N of the Equator. It is bounded on the North by Kogi State, on the West by Ondo State, on the South by Delta State and on the East by both Kogi and Anambra State. It is part of the Niger Delta Region and in the South-South Geopolitical zone.

Edo State with an estimated population of 3,218,332 as per 2006 National Population census has 18 Local Government Areas in three Senatorial Districts of Edo South, Edo Central and Edo North made up of 192 Wards.





STATUTORY INFORMATION

Legal Status:

Edo State was created on 27 August 1991 as a sub-national Government in the Federal Republic of Nigeria with three Arms of Government such as Executive, Legislature and Judiciary.

Vision Statement

- Before 2050, Edo will be the **BEST** State to live and prosper in Nigeria;

Mission Statement:

- To make Edo Great Again (MEGA)

Registered/Governance Address:
Government House,
Denis Osadebey Way,
G.R.A.,
Benin City,
Edo State.
www.edostate.Gov.ng.

GOVERNANCE STRUCTURE

His Excellency Godwin Nogheghase Obaseki	-	Executive Governor
Rt. Hon. Comrade Philip Shuaibu	-	Deputy Governor
Barr. Osarodion Ogie	-	Secretary to State Governor
Barr. Anthony O. Okungbowa	-	Head of Service
Hon. Osaigbovo Iyoha	-	Chief of Staff





OTHER EXECUTIVE COUNCIL MEMBERS

The Honourable Commissioners, who are the political Heads of 18 Ministries are members of the Governance Structure.

ACCOUNTING OFFICERS

In accordance with Section 111 of the Edo State Financial Instruction (2017) the Accounting Officers of the various Ministries, Departments and Agencies are made up of Permanent Secretaries of the 18 Ministries and other heads or Chief Executives of Departments, Agencies or Extra-Ministerial Departments.

State Accountant-General

Mr. Julius Osemen Anelu, FCA, FCTI

State Functioning Auditor-General

Stephen Oyewole Johnson (FCA, ACTI, FIMC, FCCSA)

Bankers

- Access Bank Plc.
- Eco-bank Plc.
- FCMB Plc.
- Fidelity Bank Plc.
- First Bank Plc.
- Guaranty Trust Bank Plc.
- Keystone Bank Plc.
- Skye Bank Plc.
- Stanbic Bank Plc.
- Sterling Bank Plc.
- UBA Plc.
- Union Bank Plc.
- Unity Bank Plc.
- Zenith Bank Plc.
- Globus Bank Ltd.





**REPORT OF THE AUDITOR-GENERAL,
EDO STATE, ON THE ACCOUNTS OF THE GOVERNMENT
OF EDO STATE FOR THE YEAR ENDED 31ST DECEMBER, 2021**

PART I

1.0 INTRODUCTION:

The Accounts of the Government of Edo State of Nigeria for the year ended 31st December, 2021 have been audited under my direction in accordance with section 125 Sub-Section 2 of the Constitution of the Federal Republic of Nigeria, 1999 (as amended), Section 53 sub-section 3 of Edo State Public Financial Management and fiscal Responsibility Law of 2018 and Section 27 of Edo State Audit (Repeal) Law 2021.

1.1 RESPONSIBILITY OF THE ACCOUNTANT-GENERAL

In accordance with Section 9 of the Edo State Public Financial Management and fiscal responsibility Law 2018 and Financial Instructions 106 and 107 of the revised Financial Instruction 2017, the Accountant-General shall amongst others:-

- (a) Serve as the Chief Accounting Officer of the receipts and payment of the State Government.
- (b) Account for all receipts and payment of the State Government.
- (c) Supervise the Accounts of the State Ministries, Departments and Agencies (MDAs).
- (d) Collate and Prepare Statutory Financial Statements of the State Government and any other statements required by the Commissioner for Finance.
- (e) Maintain and operate the Accounts of the Consolidated Revenue Fund (CRF), Development Fund and other Public funds and Provide cash backing for the operations of the State Government.
- (f) Conduct routine and in depth inspection of the books of Accounts of State MDAs to ensure compliance with rules, regulations, Policy decisions and maintenance of Accounts codes. These requirements of Edo State Public





Financial Management and fiscal responsibility law are also in tandem with the provision of finance control and Management Act 1958 Section (18) of the same Financial Management and fiscal responsibility Act 2018 and Financial Instruction 5403 require the Accountant-General to prepare Consolidated Financial Statements in accordance with generally recognized Public Sector Accounting Standards and other Financial reporting or accounting standards that have been approved for adoption by Government in Nigeria.

In other words, the Accountant General, on behalf of Edo State Government is responsible for the preparation and fair presentation of those Financial Statements in line with International Public Sector Accounting Standards (IPSAS), Financial Reporting Council Act of 2011 and Edo State Public Financial Management and fiscal responsibility Act and Finance Control and Management Act 1958 as well as other Generally Accepted Accounting Principles (GAAP).

The responsibility include designing, implementing and maintaining Control relevant to the preparation and fair presentation of Financial Statements that are free from material misstatements whether due to fraud or error, selecting and applying appropriate Accounting Policies and making accounting estimates that are reasonable in the circumstances. Accountant-General is responsible for safeguarding the Assets of Edo State Government and taking adequate steps for the prevention and detection of fraud and other irregularities.

1.2 **RESPONSIBILITY OF THE AUDITOR-GENERAL**

The Auditor-General's responsibility is to express an independent opinion on the financial statements of the Accountant-General based on his audit in compliance with Section 125 Sub-Section 2 of the Constitution of the Federal Republic of





Nigeria 1999 (as amended) and Financial Instructions 108 and 109 of the newly revised Financial Instruction earlier quoted above.

Financial Instruction 109 of the revised Financial Instruction (2017) requires the Auditor General to carry out the Audit of the books, Accounts and records of State Ministries, Departments and Agencies and other arms of government as well as the audit of Accountant General's Annual Financial Statement.

Section 27 of the Edo State Audit (Repeal) Law 2021 also requires the Auditor-General (in addition to power conferred by Section 125 of the constitution) to ensure that all reasonable precautions have been taken to safeguard the collection of Public monies and that all monies appropriated or otherwise disbursed have been expended on and applied for the purpose for which the grants made by the executive Council of the State and the State House of Assembly were intended, and that the expenditure conforms to the authority which governs it. Such monies are expected to have been expended with efficiency and effectiveness with due regard to the economy.

An audit in this context involves the examination on a test basis, of evidence relevant to the amounts and disclosures in the financial statements prepared by the Accountant-General. It also includes an assessment of the significant estimates and judgments made in the preparation of the Financial Statements and whether the accounting policies are appropriate to Government circumstances, consistently applied and adequately disclosed.





EDO STATE GOVERNMENT OF NIGERIA

1.3 REPORT OF THE AUDITOR-GENERAL TO MEMBERS OF EDO STATE HOUSE OF ASSEMBLY (EDHA)

I have audited the Financial Statements of Edo State Government for the year ended 31st December 2021 set out on pages 34 to 114 of this report which has been prepared on the basis of Accounting Policies on pages 27 – 33.

The Financial Statements have been audited in accordance with Section 125 of the 1999 Constitution of the Federal Republic of Nigeria (as amended) and Section 27 of the Edo State Audit (Repeal) Law 2021 as well as Section 53 of the Public Financial Management Fiscal Responsibility Law 2018. The Financial reporting framework that has been applied in their preparation is applicable by Law and the International Public Sector Accounting Standard (Accrual).

RESPECTIVE RESPONSIBILITIES OF THE ACCOUNTANT-GENERAL

The Accountant-General is responsible for the preparation of the financial statements and for being satisfied that they present fairly in all material respects, the State of affairs of Edo State Government in accordance with provisions of the 1999 Constitution of Nigeria, National Charts of Accounts (NCOA), the Public Financial Management and Fiscal Responsibility Act 2018, the Financial Instruction 2017 (Revised) and International Public Sector Accounting Standards (IPSAS).

AUDITOR-GENERAL'S RESPONSIBILITIES

It is my statutory responsibility to audit the financial statements in accordance with the applicable laws and International Standards on auditing and Public Sector and (INTOSAI) Auditing Standards. These standards require me to comply with the ethical standards for Auditor and express an independent opinion based on the audit of the financial statements and books of Accounts prepared by the Accountant-General.

7

OFFICE OF THE AUDITOR-GENERAL (STATE)
P.M.B. 1032, BENIN CITY,
EDO STATE, NIGERIA





BASIS OF OPINION

The audit was conducted in accordance with Nigeria and International Standards on Auditing, provisions of Section 125 of the Constitution of the Federal republic of Nigeria 1999 (as amended), Section 53 of Public Financial Management and Fiscal Responsibility Law 2018, Section 27 of Edo State Audit (Repeal) Law 2021 as well as generally accepted Public Sector and INTOSAI auditing standards. These standards apart from requirement of compliance with ethical code of conduct also require that I plan and perform the audit to obtain reasonable assurance that the financial statements are free from material mis-statements whether due to fraud, other irregularity or error. The audit which includes examination on a test basis of evidence relevant to figures disclosed in the financial statement, also involves evaluation of overall adequacy of Internal controls and presentation of information in General Purpose Financial Statements in accordance with Accrual basis IPSAS reporting framework adopted by Edo State and in conformity with National Charts of Account adopted by all tiers of Government in Nigeria..

In the course of the Audit, I have in accordance with Section 35(i) of the Public Administration Law CAP 16 of Edo State Law 2005 and Section 28(5a) of Edo State Audit (Repeal) Law 2021, obtained all the information and explanation that to the best of my knowledge and belief were necessary for the purpose of the Audit and that the audit evidence I obtained is sufficient and appropriate to provide a basis for my independent opinion.

OPINION:

In my opinion, the General Purpose Financial Statements (GPFS) prepared in accordance with Generally Accepted Accounting Principles and Accrual basis IPSAS reporting framework and which include Consolidated Statement of Financial Performance, Consolidated Statement of Financial





Position, Statement of cash flow, Consolidated Statement of Changes in Net Assets/Equity, Notes to the Accounts/explanatory Notes and Accounting Policies, present fairly, in all material respect, the financial position of Edo State Government as at 31st December 2021. The Financial Statements which is in compliance with all relevant laws and Accrual Basis IPSAS Accounting reporting framework give a true and fair view of the Financial position of Edo State Government for the year ended 31st December, 2021 and the transactions for the fiscal year ended on that date.

Special Opinion

The State is eligible to receive performance-based grant financing from the Federal Government subject to performance against predefined criteria in the World Bank Assisted States Fiscal Transparency, Accountability and Sustainability Program for Results (SFTAS PforR). The expenditure framework (and receipts) are detailed in Supplementary Note 19 in the attached General Purpose Financial Statements of Edo State Government.

In my opinion, Note 19 presents fairly, in all material respects, the expenditures incurred (and funds received) against the SFTAS Program by the State for the year ended December 31st 2021 in accordance with IPSAS as described in Supplementary Note 19

Stephen Oyewole Johnson (FCA, ACTI, FIMC, FCCSA)
(FRC/2022/PRO/ICAN/004/188858)
Functioning Auditor-General
Office of Auditor-General (State),
Ezoti Street,
Benin City,
Edo State.
<http://auditorgeneral.edostate.gov.ng>

7th June, 2022



**PART II****2.0**
Edo State Government of Nigeria
General Purpose Financial Statements (GPFS)
Statement of Accounting Policies (IPSAS Accrual Basis)**Introduction**

In line with the adoption of the International Public Sector Accounting Standards (IPSAS) in Nigeria, a Standardized National Chart of Account (NCOA) alongside a set of General Purpose Financial Statements (GPFS) have been designed and introduced for adoption in Edo State. The State commenced the adoption of IPSAS in January 2014.

The standardized COA and the GPFS have become necessary to ensure uniformity in public sector accounting reporting in Nigeria which is a fundamental prerequisite towards adopting IPSAS.

In order to ensure an effective and efficient utilization of the COA and GPFS, Accounting Policies have been developed by the state government as a set of guidelines to direct the Processes and Procedures relating to financial reporting in the state government financial statements.

The Accounting Policy shall be subject to periodic review and update as shall be deemed necessary by the relevant bodies.

1. Basis of Preparation and Legal Provisions

The State Government General Purpose Financial Statements are prepared under the historical cost convention and in accordance with International Public Sector Accounting Standards (IPSAS) and other applicable standards as defined by Public Financial Management/Fiscal Responsibility (PFM/FR) Law as required by the Financial Reporting Council of Nigeria. In addition, the GPFS are compliant with the provisions of the Finance (Control and Management) Act 1958 now CAP. 144LFN, 1990, the Financial Instructions (2017) and other relevant legal requirements.

2. Fundamental Accounting Concepts:

The following fundamental accounting concepts has been taken as the basis of preparation of Edo State General Purpose Financial Statements:

- i. Accrual accounting concept
- ii. Going concern concept
- iii. Consistency concept
- iv. Understandability concept
- v. Materiality concept
- vi. Relevance Concept
- vii. Prudence Concept
- viii. Completeness etc

3. Accounting Period

The accounting year of the State Government Financial Statements (fiscal year) is from 1st January to 31st December. Each accounting year is divided into 12 calendar months and are set up as such in the accounting system

4. Reporting Currency



The General purpose Financial Statement (GPFS) are prepared in Nigerian Naira.

5. Principal Statements in the GPFS

The **GPFS** is comprised of the following statements:

- a. Statement 1 - Statement of Financial Performance
- b. Statement 2 - Statement of Financial Position
- c. Statement 3 - Statement of Cash Flow
- d. Statement 4 - Statement of Net Assets/Equity
- e. The Notes to the GPFS

6. MDA for Consolidation

The Consolidation of the GPFS are based on the financial transactions of all Ministries, Departments and Agencies (MDAs) of the state Government except Government Business Enterprises (GBEs)

7. Notes to the General Purpose Financial Statements

The notes to the GPFS have been presented in a systematic manner. The items in the statements are cross referenced to any related information in the notes. The notes followed the prescribed format provided in the standardized General Purpose Financial Statement.

8. Comparative Information

The General Purpose Financial Statements (GPFS) has been designed to disclose all numerical information relating to previous period (at least one year).

9. Budget Figures

These are figures from the approved annual budget and supplementary/Revised Budget as approved in accordance with the Appropriation Law of Edo State Government for the current year.

10. Revenues

These are inflows within the financial Year. They comprise receipts from

- Statutory Allocation (FAAC) and Internal Revenue.
- External Assistance (Bilateral and Multilateral Agencies), Other Aids and Grants and other borrowings, Capital receipts,
- Receipt from trading activities and other incomes.

These items have been disclosed at the face of the Statement of Financial Performance for the year in accordance with the standardized Notes to GPFS.

11. Aids and Grants Received

Aids and Grants are funds received from donor agencies, FGN and others. They are recognized in the Statement of Financial Performance when received

12. Subsidies, Donations and Endowments

Subsidies, Donations and Endowments to Edo State Government are recognized as income when money is received, or entitlement to receive money is established;





except where fulfillment of any restrictions attached to these monies is not probable.

13. Transfers from Other Government Entities

Revenues from non- exchange transactions with other government entities are measured at fair value and recognized on receipt of the assets (cash, goods, services and property) if its free from conditions and it is probable that the economic benefits or service potential related to the asset will flow to the entity and measurable.

14. Expenses

All expenses are reported on an accrual basis, i.e. all expenses are recognized in the period they are incurred or when the related services are enjoyed, irrespective of when the payment is made. These are recurrent and capital cash outflows made during the financial year and are reported in the statement of financial performance and position. Expenditures of capital nature (PPE) are treated as Fixed Assets in the Statement

of Financial Position in the year. At the end of the financial year, a schedule of Fixed Assets has been provided as part of the Notes to GPFS.

15. Employee Entitlements:

Under the defined contribution scheme, Edo state government makes pension contributions on behalf of employees in line with Pension Act 2014. The contributions are treated as payments to a defined contribution pension scheme.

A defined contributory pension scheme is a pension scheme under which fixed contributions are paid into a separate pension entity fund managed by Pension Fund Administrators (PFAs)

The contributions are recognized as employee benefit expense when they are due and prepared contributions are recognized as an asset to the extent that a cash refund or a reduction in the future payments is available.

16. Interest on Loans

Actual Interest on loans and other bank commissions charged on Bank Accounts during the year have been treated as payments and disclosed under interest payment in Statement of Financial Performance.

17. Foreign Currency Transactions

Foreign currency transactions throughout the year have been converted into Nigeria Naira at the ruling (Central Bank of Nigeria -CBN) rate of exchange at the dates of the transactions. Foreign currency balances, as at the year-end are translated at the exchange rates prevailing on

that date. At the end of the financial year, additional amounts arising out of Foreign Exchange gain/losses were recognized in the statement of Financial Performance either as Revenue or Expenditures respectively.

18. Minority Interest

This represents share of surplus/deficit due to outsiders/3rd parties during the year under review. There is currently no such interest in Edo State.



**19. Statement of Cashflow**

This statement is prepared using the direct method in accordance with the format provided in the GPFS.

20. Cash and Cash Equivalent

Cash and cash equivalent is the cash balances on hand at the treasury, held by the MDAs and other bank of the treasury for the period under review.

These various balances have been disclosed in their respective Bank Accounts.

21. Accounts Receivables:

Accounts receivables are shown at estimated realizable value after providing for bad and doubtful debts.

22. Prepayments:

Prepaid expenses are amounts paid in advance for works, goods or services and are reported as prepayments in the Statement of Financial Position.

23. Inventories:

Inventories are valued at the lower of cost and net realizable value and are reported under current Assets in the Statement of Financial Position.

24. Loans Granted

Payments to other Governments and Agencies in form of Loans during the year have been shown separately in the Statement of Financial Position. Amount disclosed are the net amount paid during the year.

25. Investments

Cash Payments made for investment purpose such as purchase of Government Stock, Treasury Bills and Certificates of Deposit are capital costs and are disclosed as purchase of financial instruments. They are separately disclosed in the GPFS Statement of Financial Position as investment balances.

26. Property, Plants & Equipments (PPE)

All property, Plants & Equipments (PPE) are stated at historical cost, less accumulated depreciation and any impairment losses. Historical cost includes expenditures that are directly attributable to the acquisition of the items.

The cost of an item of PPE shall comprise: its purchase price, including import and non-recurring cost and any directly attributable costs of bringing the assets to its location and working condition for its intended use. Any trade discount and rebates are deducted in arriving at the purchase price.

The following Depreciation rates shall be applicable to all PPE acquired within the financial year.

(i)	Leasehold	=	Over the term of the Lease.
(ii)	Building	=	2%





(iii)	Plants & Equipments	=	10%
(iv)	Motor Vehicles	=	20%
(v)	Office Equipments	=	25%
(vi)	Inf. technology Equipments	=	33.33%
(vii)	Furniture & Fittings	=	20%
(viii)	Roads Infrastructures	=	4%
(ix)	Intangible Assets	=	10%
(x)	Environment, Sewage & Dump site	=	5%
(xi)	Forest Reserves	=	0%
(xii)	Construction Work in Progress	=	0%

27. Investment PPE:

These are cash- generating PPE owned by Edo state Government. The cost, capitalization, depreciation and impairment of investment PPE are same with PPE, but are reported separately in the GPFS.

28. Intangible Assets

These shall consist of assets that are not physically tangible which have been acquired and held for use from which benefits are derivable beyond a financial year

The cost of an item of intangible asset shall comprise: its purchase price, including non-recurring costs and any directly attributable costs of bringing the assets to its state of intended use. Any trade discounts and rebates shall be deducted in arriving at the purchase price.

Classes of intangible Assets include the following:

- i. Computer Software
- ii. Research and development

Intangible Assets are tested for impairment and amortized on an annual basis as shown in number 26 above.

29. Deposit

Deposits are amounts received in advance in respect of goods or services provided.

30. Loans and Debts

Receipts from loans are funds received from Internal/External sources to be paid back at an agreed period of time. External loans are categorized either as Bilateral or Multilateral. Loans received are disclosed separately under Statement of Financial Position for the year which could either be short or long- term loans. Short-term loans are those repayable within one calendar year, while long-term loans are debts which fall due beyond one calendar year.

31. Unremitted Deductions:

These are monies owed to third parties such as tax authorities, schemes, and associations and other government agencies. These include: tax deductions and other deductions at source.

These amounts are stated in the GPFS at their repayment value which are treated as current Liabilities in the Statement of Financial Position.



**32. Accrued Expenses:**

These are monies payable to third parties in respect of goods and services received. An accrued expense for which payment is due in the next 12 months is classified as current Liabilities. Where the payments are due beyond the next 12 months, it is accounted for as Non-current Liabilities.

33. Current Portion of Borrowings:

This is the portion of the long –term loan/borrowings that is due for repayment within the next 12 months. This portion of the borrowings is classified under current liabilities in the statement of Financial Position.

34. Public Funds:

These are balances of Government funds at the end of the financial year. They are classified under the Non- current Liabilities in the statement of Financial Position.

35. Reserves

Reserves are classified under equity in the statement of financial position and include: statement of Financial Performance surpluses/(deficit) and revaluation reserve for the year.

36. Contingent Liability:

A contingent liability is a possible obligation arising from past events whose existence will be confirmed only by uncertain future event(s) or present obligation arising from past events that are not recognized because either an outflow of economic benefit is not probable or the amount of the obligation cannot be reliably measured. This can only be disclosed in the notes to the GPFS.

37. Leases

Cash payment for Finance leases, which effectively transfer to the Government substantially all the risk and benefits incidental to ownership of the leased item, are treated as capital payments which are disclosed in the Statement of Financial Position. .

38. Financial Instruments:

These form part of the Government's everyday operations which includes Bank Accounts, short term deposits, trade and Account Receivable, trade and account payable and term borrowings, all of which are recognized in the statement of Financial Position while revenue and expenses in relation to all financial instruments are recognized in the statement of Financial Performance.

39. Transfers to Other Government Entities

Transfers to other government entities are non- exchange items and are recognized as expense in the statement of Financial Performance.

40. Government Business Activities

Cash Revenues from trading activities are received net (after deducting direct expenses). The total revenues from all trading activities are disclosed in the Statement of Financial Performance. Where gross revenue is received, corresponding payments





are charged under a corresponding payment item in the Statement of Financial Performance.

41. Advances

The State Government's policy specifically states that all advances shall be retired before the end of the financial year. However when circumstances occur (including an emergency) where either an advance is given out close to the financial year end or an advance already given could not be retired in the financial year such an advance (or balance outstanding) is reported in the Financial Position.



2.1

PART III

EDO STATE GOVERNMENT
FIVE YEAR FINANCIAL HIGHLIGHTS YEAR 2017 - 2021

	DESCRIPTION	2021	2020	2019	2018	2017
A	RECEIPTS	₦	₦	₦	₦	₦
	Statutory Allocation (FAAC)	30,090,711,542.03	31,147,734,735.07	38,710,960,471.89	40,247,998,399.33	39,325,828,587.47
	Value Added Tax	22,377,438,648.47	15,334,520,346.57	12,812,269,427.35	12,021,432,249.21	10,593,815,391.12
	Other FAAC Receipts	45,559,967,477.87	22,014,514,911.81	29,730,548,853.34	32,924,857,930.05	7,547,047,284.06
	Internally Generated Revenue	38,668,864,425.35	28,017,309,192.62	35,227,994,863.09	29,621,485,725.70	27,194,034,181.21
	Aids & Grants	6,459,267,190.04	11,957,671,471.31	10,306,222,539.31	9,958,045,804.63	1,218,942,091.52
	Other Capital Receipts	681,691,694.44	-	-	-	11,618,951,216.41
	Loans and Borrowings	38,017,814,258.86	20,000,000.00	11,607,455,197.27	19,866,123,587.24	21,708,692,675.41
B	EXPENDITURE					
	Personnel Costs	25,147,636,732.74	27,105,898,513.55	25,316,726,571.07	25,058,338,448.46	30,519,450,798.91
	Overhead Cost	31,749,956,911.49	20,086,196,015.68	29,041,923,387.93	25,171,258,760.56	16,177,665,721.12
	Social Contributions & Social Benefits	16,475,100,920.30	11,430,008,328.58	15,471,092,756.20	9,577,483,072.65	27,110,727,358.63
	Loan Repayments: Interest	18,508,644,813.21	5,979,949,089.23	5,386,094,015.26	1,576,848,547.01	-
	Loan Repayments: Principal	8,879,555,278.58	3,565,121,985.24	5,378,408,660.74	5,727,477,994.54	12,487,734,501.87
	Capital Expenditure	78,915,584,486.32	43,534,917,964.70	63,477,398,917.51	74,515,163,053.95	38,416,884,704.29
	Addition to Investment	105,771,984.88	2,936,000.00	770,000.00	-	-
	Other Expenditure	-	-	-	4,375,789,973.60	-
C	ASSETS					
	Cash & Cash Equivalent	12,310,224,887.48	9,078,564,294.76	6,264,558,085.57	3,607,074,060.92	4,969,490,215.53
	Current Assets	32,854,304,893.25	27,656,712,369.87	13,539,927,755.49	16,994,512,250.30	11,823,463,274.29
	Non-Current Assets	669,095,140,265.91	606,526,175,152.00	577,644,524,653.78	665,784,004,427.52	157,435,161,596.62
	Accumulated Depreciation & Amortization	56,586,246,864.00	38,024,991,658.26	28,629,692,095.42	15,744,893,918.49	640,902,479.24
D	LIABILITIES					
	Current Liabilities	31,565,708,820.60	25,313,961,252.34	33,405,191,216.73	26,898,277,738.71	22,536,409,470.28
	Non-Current Liabilities	198,256,476,712.95	160,654,477,745.04	141,752,651,413.48	173,587,315,985.18	132,837,469,401.72
	Reserves	472,137,196,974.39	448,214,448,524.69	416,026,609,779.06	482,292,922,953.93	13,884,745,998.92





2.2

EDO STATE GOVERNMENT
CONSOLIDATED STATEMENT OF FINANCIAL PERFORMANCE (INCOME & EXPENDITURE) FOR THE YEAR ENDED 31ST DEC. 2021

PREVIOUS YEAR ACTUAL 2020		NOTES	ACTUAL 2021	FINAL BUDGET 2021	SUPPLEMENTARY BUDGET 2021	INITIAL BUDGET 2021	VARIANCE ON FINAL ANNUAL BUDGET
₦	REVENUE		₦	₦	₦	₦	₦
68,496,769,993.45	Government Share of FAAC (Statutory Revenue)	1	98,028,117,668.37	81,647,194,695.39	0.00	81,647,194,695.39	16,380,922,972.98
17,663,827,776.62	Tax Revenue	2	22,200,044,321.17	24,600,754,512.12	-	24,600,754,512.12	(2,400,710,190.95)
7,807,267,155.02	Non-Tax Revenue	3	15,702,602,961.81	9,216,620,847.00	-	9,216,620,847.00	6,485,982,114.81
2,533,900,885.58	Investment Income	4	650,141,821.22	2,170,237,004.88	-	2,170,237,004.88	(1,520,095,183.66)
7,242,344.75	Interest Earned	5	9,485,693.31	-	-	-	9,485,693.31
11,957,671,471.31	Aids & Grants	6	6,459,267,190.04	5,400,000,000.00	(4,400,000,000.00)	9,800,000,000.00	1,059,267,190.04
-	Other Capital Receipts	7	681,691,694.44	32,119,590,490.82	18,369,590,490.82	13,750,000,000.00	(31,437,898,796.38)
-	Debt Forgiveness	8	-	-	-	-	-
5,071,030.65	Other Revenue	9	106,589,627.84	54,200,000.00	-	54,200,000.00	52,389,627.84
108,471,750,657.38	TOTAL OPERATING REVENUE		143,837,940,978.20	155,208,597,550.21	13,969,590,490.82	141,239,007,059.39	(11,370,656,572.01)
	EXPENDITURE						
27,105,898,513.55	Salaries & Wages	10	25,147,636,732.74	31,390,206,869.32	(4,833,000,000.00)	36,223,206,869.32	6,242,570,136.58
1,376,842,689.17	Allowances & Social Contribution	11	1,643,327,493.18	4,455,000,000.00	-	4,455,000,000.00	2,811,672,506.82
10,053,165,639.41	Social Benefits	12	14,831,773,427.12	10,800,000,000.00	-	10,800,000,000.00	(4,031,773,427.12)
20,086,196,015.68	Overhead Cost	13	31,749,956,911.49	24,877,000,000.00	3,814,000,000.00	21,043,000,000.00	(6,872,956,911.49)
-	Grants & Contributions	14	-	-	-	-	-
-	Subsidies	15	-	-	-	-	-
13,425,393,312.80	Depreciation Charges	16	16,376,885,468.54	-	-	-	(16,376,885,468.54)
-	Impairment Charges	17	-	-	-	-	-
1,230,810,153.48	Amortization Charges	18	2,184,369,737.20	-	-	-	(2,184,369,737.20)
-	Bad Debts Charges	19	-	-	-	-	-
73,278,306,324.09	TOTAL OPERATING EXPENSES		91,933,949,770.27	71,522,206,869.32	(1,019,000,000.00)	72,521,206,869.32	(20,411,742,900.95)
-			-	-	-	-	-
35,193,444,333.29	Surplus for the year before Foreign Exchange Losses and Public Debt charges		51,903,991,207.93	83,686,390,680.89	12,950,590,490.80	68,717,800,190.07	(31,782,399,472.96)
5,979,949,089.23	Servicing of Loans & Other Charges	20	18,508,644,813.21	17,680,030,000.00	(7,455,669,839.55)	25,135,699,839.55	(828,614,813.21)
23,060,948,316.80	Exchange Rate Loss	22	5,990,205,785.47	-	-	-	(5,990,205,785.47)
29,040,897,406.03	Total non-operating expenses		24,498,850,598.68	17,680,030,000.00	(7,455,669,839.55)	25,135,699,839.55	(38,601,220,071.64)
6,152,546,927.26	Surplus/(deficit) from Ordinary Activities		27,405,140,609.25	66,006,360,680.89	5,494,920,651.25	43,562,100,350.52	(38,601,220,071.64)
-	Minority Interest Share of surplus/ (deficit)		-	-	-	-	-
6,152,546,927.26	Total Net Operating Revenue/(Expenses)		27,405,140,609.25	66,006,360,680.89	5,494,920,651.25	43,562,100,350.52	(38,601,220,071.64)





2.3

CONSOLIDATED STATEMENT OF FINANCIAL POSITION (BALANCE SHEET) AS AT 31ST DECEMBER 2021

	REF.	NOTE	2021		2020	
			N	N	N	N
A ASSETS						
Current Assets:						
Cash and cash equivalents	3101 - 4	24	12,310,224,887.48		9,078,564,294.76	
Inventories	3105	25	-		-	
Receivables	3106 - 7	26	15,396,696,505.82		15,158,889,575.16	
Prepayments	3108	27	5,147,383,499.95		3,419,258,499.95	
Total: Current Assets (a)				32,854,304,893.25		27,656,712,369.87
B NON-CURRENT ASSETS:						
Loans Granted	3110	28	1,000,000,000.00		-	
Investments	3109	29	2,640,733,529.07		1,426,097,695.94	
Fixed Assets - Property, Plant & Equipment	3201	30	635,116,420,529.31		581,851,544,039.76	
Investment Property	3202	31	13,423,545,525.68		13,685,318,834.74	
Intangible Assets	3301	32	16,914,440,681.85		9,563,214,581.76	
Total: Non-Current Assets (b):				669,095,140,265.91		606,526,175,152.20
TOTAL ASSETS: C= (a+b)				<u>701,949,445,159.16</u>		<u>634,182,887,522.07</u>
Current Liabilities				-		-
Deposits	4101	33	-		-	
Loans & Debts (Short-term)	4102	34	-		-	
Unremitted Deductions	4103	35	-		-	
Accrued Expenses (Including Pension & Gratuity)	4104	36	31,565,708,820.60		25,313,961,252.34	
Current portion of borrowings	4105	37	-		-	
Total Current Liabilities (d)				31,565,708,820.60		25,313,961,252.34
Non-Current Liabilities						
Public Funds	4601	38	-		-	
Borrowings	4602	39	198,256,476,712.95		160,654,477,745.04	
Total: Non-Current Liabilities(e)				<u>198,256,476,712.95</u>		<u>160,654,477,745.04</u>
TOTAL LIABILITIES : F= D+E				<u>229,822,185,533.55</u>		<u>185,968,438,997.38</u>
NET ASSETS : G= C-F				<u>472,127,259,625.61</u>		<u>448,214,448,524.69</u>
NET ASSETS/EQUITY (made up of)						
Capital Grants						
Trust & Other Public Funds						
Reserves	4701	40	338,348,688,999.48		341,178,703,847.90	
Accumulated Surpluses/(Deficits)	4702	41	133,778,570,626.13		107,035,744,676.79	
Minority Interest						
TOTAL NET ASSETS/EQUITY				<u>472,127,259,625.61</u>		<u>448,214,448,524.69</u>





2.4 CONSOLIDATED STATEMENT OF CASHFLOW FOR THE YEAR ENDED 31ST DECEMBER 2021

	NOTES	ACTUAL			
		2021		2020	
		N	N	N	N
CASHFLOWS FROM OPERATING ACTIVITIES					
INFLOWS					
<i>Revenue From Non-Exchange & Exchange Transactions</i>					
Statutory Allocation	1	75,650,679,019.90		53,162,249,646.88	
VAT	1	22,377,438,648.47		15,334,520,346.57	
Tax Receipts	2.1	22,200,044,321.17		17,663,827,776.62	
Licences, Fees and Fines	3.1 - 3.3	14,016,779,842.59		7,153,175,779.44	
Sales & Earnings	3.4 & 3.5	221,657,526.32		511,020,245.22	
Rent from Government Property	3.6	214,165,592.90		123,367,353.25	
Rent from Government Land	3.7	1,250,000,000.00		19,703,777.11	
Investment Income	4	650,141,821.22		2,533,900,885.58	
Interest Income	5	9,485,693.31		7,242,344.75	
Re-imburement, Misc.	9	106,589,627.84		5,071,030.65	
Domestic Aids & Grants	6	6,297,912,726.74		11,099,437,568.01	
External Aids & Grants	6	161,354,463.30		858,233,903.30	
Other Receipts	7	681,691,694.44		-	
Total Receipt from non-exchange & Exchange Transactions		-	143,837,940,978.20	-	108,471,750,657.38
OUTFLOWS					
Personnel Cost (Including CRF Salaries)	10.1	25,147,636,732.74		27,105,898,513.55	
Overhead (General & Admin Expenses)	13.2	31,749,956,911.49		20,086,196,015.68	
Contribution to Pension Schemes	11	1,224,390,662.38		1,202,665,260.46	
Contribution to Other Employee Schemes	11	418,936,830.80		174,177,428.71	
Social Benefits	12	14,831,773,427.12		10,053,165,639.41	
Servicing of Loans and other Charges	20	18,508,644,813.21		5,979,949,089.23	
Total Outflows		-	91,881,339,377.74	-	64,602,051,947.04
Other Operating Activities	SPL 18		1,158,156,483.18		6,027,283,449
Net Cash Flows from Operating Activities (i)			53,114,758,083.64		49,896,982,159.13
CASHFLOWS FROM INVESTING ACTIVITIES					
Purchase and Construction of Assets	44	(78,915,584,486.32)		(43,534,917,964.70)	
Addition to Investment	29	(105,771,984.88)		(2,936,000.00)	
Net Cashflows Used in Investing Activities (ii)			(79,021,356,471.20)		(43,537,853,964.70)
CASHFLOWS FROM FINANCING ACTIVITIES					
Proceeds from Domestic Loans & Other Borrowings	34 & 39.1B	35,075,968,617.19		20,000,000.00	
Proceeds from External Loans & Other Borrowings	34 & 39.1B	2,941,845,641.67		-	
Grants and Loans to Other Governments/ Agencies		-		-	
Contribution/ Subscriptions to International Agencies/ Bodies		-		-	
Repayment of Loans	39.1B	(8,879,555,278.58)		(3,565,121,985.24)	
Net Cashflows From Financing Activities (iii)			29,138,258,980.28		(3,545,121,985.24)
NET CASH FLOW FROM ALL ACTIVITIES (i+ii+iii)			3,231,660,592.72		2,814,006,209.19
CASH AND CASH EQUIVALENT AT THE BEGINNING OF THE YEAR			9,078,564,294.76		6,264,558,085.57
CASH AND CASH EQUIVALENT AT THE END OF THE YEAR			12,310,224,887.48		9,078,564,294.76
RECONCILIATION:					
Surplus/ (Deficit) per Statement of Performance			27,405,140,609.25		6,152,546,927.26





CONSOLIDATED STATEMENT OF CASHFLOW FOR THE YEAR ENDED 31ST DECEMBER 2021 contd.					
Add Back Non-Cash Movement Items:					
Depreciation Charges			16,376,885,468.54		13,425,393,313
Amortization Charges			2,184,369,737.20		1,230,810,153
Impairment Charges			-		-
Debt Forgiveness			-		-
Exchange Rate Differences			5,990,205,785.47		23,060,948,317
Net Movement in Assets/Liabilities.					
Net Movement in Inventories			-		-
Net Movement in Receivables			(237,806,930.66)		(9,161,278,405.19)
Net Movement in Prepayment			(1,728,125,000.00)		(2,141,500,000.00)
Net Movement in Payables			6,251,747,568.26		(8,091,229,964.39)
Advances to Company			(1,000,000,000.00)		-
Unremitted Deduction			-		-
Net Operating Items in Reserves			(2,127,659,154.42)		25,421,291,818
Net Cash Flow from Operating Activities			53,114,758,083.64		49,896,982,159.13
Cash & its equivalent as at 31/12/2021 Made up of					
Cash balances			-		-
Bank balances			12,310,224,887.48		9,078,564,294.76
Certificate of Deposits			-	-	-
			12,310,224,887.48		9,078,564,294.76

2.5

**EDO STATE GOVERNMENT
CONSOLIDATED STATEMENT OF CHANGES IN NET ASSETS/EQUITY FOR THE YEAR ENDED 31ST
DECEMBER 2021**

	REVALUATION RESERVE	ACCUMULATED SURPLUS/DEFICITS	TOTAL
	₦	₦	₦
31ST DECEMBER 2021			
Beginning of the Year	341,178,703,847.90	107,035,744,676.79	448,214,448,524.69
Effect of Retrospective Restatement:	(2,830,014,848.42)	(662,314,659.91)	(3,492,329,508.33)
Restated Balance	338,348,688,999.48	106,373,430,016.88	444,722,119,016.36
Surplus on Revaluation of Property			
Surplus on Revaluation of Investment			
Transfer from Statement of Financial Performance	-	27,405,140,609.25	27,405,140,609.25
End of the Year	338,348,688,999.48	133,778,570,626.13	472,127,259,625.61
31ST DECEMBER 2020			
Beginning of the Year	322,356,871,002.60	93,669,738,776.46	416,026,609,779.06
Effect of Retrospective Restatement:	18,821,832,845.30	7,213,458,973.07	26,035,291,818.37
Restate Balance	341,178,703,847.90	100,883,197,749.53	442,061,901,597.43
Surplus on Revaluation of Property			
Surplus on Revaluation of Investment			
Transfer from Statement of Financial Performance	-	6,152,546,927.26	6,152,546,927.26
End of the Year	341,178,703,847.90	107,035,744,676.79	448,214,448,524.69





2.6

NOTES TO GPFS FOR THE YEAR ENDED 31ST DECEMBER 2021

NOTE	DETAILS	REF. NOTES	2021			2020
			ACTUAL	BUDGET	VARIANCE	ACTUAL
			₦	₦	₦	
1	SHARE OF STATUTORY ALLOCATION FROM FAAC					
	Net share of Statutory Allocation from FAAC	<i>SPL 1</i>	23,414,296,099.07	64,974,694,695.39	(41,560,398,596.32)	25,043,017,434.51
	Add: Deduction at Source for Loan Repayment	<i>SPL 1</i>	6,676,415,442.96	-	6,676,415,442.96	6,104,717,300.56
	Gross Share of Federal Accounts Allocation (SRA)		30,090,711,542.03	64,974,694,695.39	(34,883,983,153.36)	31,147,734,735.07
	Share of Statutory Allocation - Other agencies	<i>SPL 1</i>	36,842,146,778.65	-	36,842,146,778.65	20,656,756,143.41
	Share of Federal Accounts Allocation- Excess Crude Oil		8,717,820,699.22	1,500,000,000.00	7,217,820,699.22	1,357,758,768.40
	Total (Gross) FAAC Allocation to ED SG		75,650,679,019.90	66,474,694,695.39	9,175,984,324.51	53,162,249,646.88
	-- Value Added Tax	<i>SPL 1</i>	22,377,438,648.47	15,172,500,000.00	7,204,938,648.47	15,334,520,346.57
	Total - SRA & VAT		98,028,117,668.37	81,647,194,695.39	16,380,922,972.98	68,496,769,993.45
	Total - SRA, VAT & Others		98,028,117,668.37	81,647,194,695.39	16,380,922,972.98	68,496,769,993.45

2	Tax Revenue					
2.1	Direct Taxes - Code (12010101)					
	Edo State Internal Revenue Services (EIRS)	<i>SPL 2</i>	22,200,044,321.17	24,600,754,512.12	(2,400,710,190.95)	17,663,392,776.62
	Ministry Of Finance/Accountant General		-	-	-	435,000.00
	Total Direct Taxes		22,200,044,321.17	24,600,754,512.12	(2,400,710,190.95)	17,663,827,776.62

NOTE	DETAILS	REF. NOTES	2021			2020
			ACTUAL	BUDGET	VARIANCE	ACTUAL
			₦	₦	₦	₦
3	Non- Tax Revenue					
	Licences - Code (12020100)	<i>SPL 3.1</i>				
	Edo State Internal Revenue Services (EIRS)		1,753,894,172.91	213,000,000.00	1,540,894,172.91	673,389,734.50
	Ministry of Agric. & Natural Resources (MANR)		-	600,000.00	(600,000.00)	35,000,000.00
	Ministry of Environment & Sustainability (ME&S)		-	30,000,000.00	(30,000,000.00)	-
	Ministry of Health (MOH)		14,292,477.75	3,300,000.00	10,992,477.75	14,798,244.35
	Directorate of Information communication Tech. (DICT)		-	-	-	923,437.50
	Ministry Of Finance (MOF)		348,900.00	-	348,900.00	6,287,300.88
	Office of the Accountant General (OAG)		-	-	-	-
	Hospital Management Board (HMB)		242,900.00	-	242,900.00	-
	State Universal Basic Education Board (SUWB)		-	-	-	-
	Min. of Wealth Creation, Coop. & Employment(MWCC&E)		-	-	-	-
	Ministry of Social Dev. & Gender Issues (MSGI)		-	-	-	210,000.00
	Ministry Of Social development and Gender Issues		955,000.00	-	955,000.00	-
	Ministry of Youths & Special Duties (MOYS)		1,103,500.00	10,365,000.00	(9,261,500.00)	3,999,500.00
	Total Licences		1,770,836,950.66	257,265,000.00	1,513,571,950.66	734,608,217.23





NOTE	DETAILS	REF. NOTES	2021			2020
			ACTUAL	BUDGET	VARIANCE	ACTUAL
-			₦	₦	₦	₦
	Fees - Code (12020400)	SPL 3.2				
	Bendel Newspaper (BNC)		26,412,365.17	-	26,412,365.17	31,340,046.00
	Directorate of Information communication Tech. (DICT)		-	214,200.00	(214,200.00)	
	Directorate of Estab., Training & Manpower Dev.(DESTM)		64,000.00	-	64,000.00	205,000.00
	Edo State Public Procurement Agency (EDPPA)		29,717,020.00	19,200,000.00	10,517,020.00	35,659,500.00
	Edo Broadcasting Service (EBS)		23,016,259.99	-	23,016,259.99	
	Edo State Dev. & Prop. Authority (EDPA)		2,980,032.00	-	2,980,032.00	2,560,000.00
	Edo State Traffic Mgt Agency (EDTSMA)		103,146,769.94	2,205,000.00	100,941,769.94	37,144,030.00
	Edo State Internal Revenue Services (EIRS)		265,877,462.97	670,230,000.00	(404,352,537.03)	234,127,907.67
	Min. of Solid Minerals, Oil & Gas (MSM)		11,506,257.00	-	11,506,257.00	5,799,693.33
	High Court of Justice (HCJ)		349,484,378.86	168,000,000.00	181,484,378.86	319,774,029.29
	Hospital Management Board (HMB)		588,902,863.20	720,000,000.00	(131,097,136.80)	186,246,040.00
	Land Bureau/EDO GIS		1,561,457,506.44	5,019,000,000.00	(3,457,542,493.56)	1,006,920,352.04
	Auditor General State		140,060.00	-	140,060.00	
	Ministry of Agric. & Natural Resources (MANR)		144,000.00	47,000,000.00	(46,856,000.00)	4,651,447.19
	Ministry of Environment & Sustainability (ME&S)		414,078,924.48	68,100,000.00	345,978,924.48	259,194,343.77
	Min. of Energy & Electricity (MEWR)		200,000.00	-	200,000.00	259,600.00
	Min. of Education (MOE)		7,319,699,215.70	295,500,000.00	7,024,199,215.70	3,388,224,541.36
	Ministry Of Finance (MOF)		2,344,100.00	-	2,344,100.00	969,000.00
	Ministry of Health (MOH)		6,663,710.00	24,120,000.00	(17,456,290.00)	20,585,028.85
	Min. of Communication & Orientation (MOCO)		212,000.00	150,000.00	62,000.00	65,000.00
	Min. of Justice (MOJ)		-	-	-	6,654,870.00
	Min. of Transport (MOT)		-	-	-	272,761,810.00
	Ministry of Social Dev. & Gender Issues (MSGI)		70,000.00	1,080,000.00	(1,010,000.00)	145,100.00
	Min. of Infrastructure (MOI)		785,650,287.47	11,000,000.00	774,650,287.47	71,287,092.84
	Ministry of Youths & Special Duties (MOYS)		14,716,227.50	4,800,000.00	9,916,227.50	5,472,250.00
	Min. of Physical Planning & Urban Dev. (MPPUD)		634,050,905.41	342,803,925.00	291,246,980.41	474,603,656.73
	Min. of Wealth Creation, Coop. & Employment(MWCC&E)		79,114,493.02	-	79,114,493.02	33,667,120.87
	LIAISON OFFICE ABUJA		2,169,500.00	600,000.00	1,569,500.00	1,361,596.00
	LIAISON OFFICE LAGOS		588,000.00	1,800,000.00	(1,212,000.00)	36,000.00
	Min. of Science & Tech (MST)		-	-	-	74,000.00
	Total Fees		12,220,466,427.15	7,395,803,125.00	4,824,663,302.15	6,399,789,055.94
	Fines - Code (12020500)	SPL 3.3				
	Min. of Infrastructure (MOI)		-	100,000,000.00	(100,000,000.00)	
	Ministry of Environment & Sustainability (ME&S)		16,570,600.00	105,000,000.00	(88,429,400.00)	18,572,006
	High Court of Justice (HCJ)		6,169,322.59	12,000,000.00	(5,830,677.41)	
	Edo State Traffic Mgt Agency (EDTSMA)		-	68,040,000.00	(68,040,000.00)	-
	Edo State Dev. & Prop. Authority (EDPA)		-	-	-	50,000
	Directorate of Information communication Tech. (DICT)		124,000.00	330,000.00	(206,000.00)	156,500.00
	Total Fines		22,863,922.59	285,370,000.00	(262,506,077.41)	18,778,506.27





NOTES TO GPFS FOR THE YEAR ENDED 31ST DECEMBER 2021

NOTE	DETAILS	REF. NOTES	2021			2020
			ACTUAL	BUDGET	VARIANCE	ACTUAL
-			₦	₦	₦	₦
	Sales - Code (12020600)	SPL 3.4				
	Directorate of Central Admin (DCA)		-	-	-	569,128.00
	Hospital Management Board (HMB)		11,734,050.00	-	11,734,050.00	48,725,681.98
	Ministry of Agric. & Natural Resources (MANR)		53,205,878.29	360,000.00	52,845,878.29	41,968,151.11
	Land Bureau/EDO GIS		1,419,000.00	183,000,000.00	(181,581,000.00)	620,000.00
	Min. of Physical Planning & Urban Dev. (MPPUD)		-	1,101,375.00	(1,101,375.00)	-
	Ministry of Environment & Sustainability (ME&S)		-	1,500,000.00	(1,500,000.00)	-
	Edo State Internal Revenue Services (EIRS)		1,056,815.00	351,000,000.00	(349,943,185.00)	32,493,480.00
	Ministry of Health (MOH)		36,157,520.00	12,600,000.00	23,557,520.00	115,000.00
	Bendel Newspaper (BNC)		-	-	-	200,000.00
	Edo State Development Property Authority		563,151.25		563,151.25	
	Office of the Accountant General (OAG)		2,344,295.00	-	2,344,295.00	
	Secretary To The State Government (SSG)		8,000,000.00	-	8,000,000.00	
	State Assembly Management / Administration		2,140,000.00		2,140,000.00	
	Min. of Communication & Orientation (MOCO)		5,000.00	-	5,000.00	
	Min. of Justice (MOJ)		357,595.67	-	357,595.67	
	Min. of Infrastructure (MOI)		-	50,000.00	(50,000.00)	-
	Total Sales		116,983,305.21	549,611,375.00	(432,628,069.79)	124,691,441.09
	Earnings - Code (12020700)	SPL 3.5				
	Bendel Newspaper (BNC)			131,640,000.00	(131,640,000.00)	850,000.00
	Edo Broadcasting Service (EBS)		500,000.00	170,000,000.00	(169,500,000.00)	6,100,000.00
	Hospital Management Board (HMB)		88,654,871.11	-	88,654,871.11	355,221,405.00
	Min. of Arts, Culture & Diaspora(MACT)			-	-	215,000.00
	Ministry of Environment & Sustainability (ME&S)			57,000,000.00	(57,000,000.00)	
	Ministry Of Finance (MOF)			-	-	286,500.00
	Ministry of Health (MOH)		1,154,850.00	-	1,154,850.00	15,348,478.13
	Min. of Infrastructure (MOI)			161,500,000.00	(161,500,000.00)	
	Ministry of Youths & Special Duties (MOYS)			-	-	816,500.00
	Edo State Dev. & Prop. Authority (EDPA)			11,500,000.00	(11,500,000.00)	
	Min. of Energy & Electricity (MEWR)			-	-	107,200.00
	Ministry of Agric. & Natural Resources (MANR)		133,000.00	700,000.00	(567,000.00)	7,153,721.00
	Directorate of Information communication Tech. (DICT)		86,000.00	-	86,000.00	230,000.00





NOTES TO GPFS FOR THE YEAR ENDED 31ST DECEMBER 2021

NOTES	DETAILS	REF. NOTES	2021			2020
			ACTUAL	BUDGET	VARIANCE	ACTUAL
-			₦	₦	₦	₦
	Mins. Of Tourism Culture And National Orientation		11,743,500.00	-	11,743,500.00	
	Edo State Urban Water Cooperation		575,000.00	-	575,000.00	
	Ministry Of Communication And Orientation		65,000.00		65,000.00	
	Ministry Of Physical Planning And Urban Development		1,485,000.00		1,485,000.00	
	Government Printing Press			100,000.00	(100,000.00)	
	Ministry Of Science And Technology		8,000.00		8,000.00	
	Ministry Of Water Resources		50,000.00		50,000.00	
	Directorate Of Estab., Training & Manpower Dev.		219,000.00		219,000.00	
	Ministry of Social Dev. & Gender Issues (MSGI)		-	126,000.00	(126,000.00)	-
	Total Earnings		104,674,221.11	532,566,000.00	(427,891,778.89)	386,328,804.13
	Rent on Government Buildings - Code (12020800)	SPL 3.6				
	EDCA			-	-	9,000,000.00
	Edo State Dev. & Prop. Authority (EDPA)		214,165,592.90	160,005,347.00	54,160,245.90	114,367,353.25
	Total Rent on Government Buildings		214,165,592.90	160,005,347.00	54,160,245.90	123,367,353.25
	Rent on Lands and Others - Code (12020900)	SPL 3.7				
	Ministry of Environment & Sustainability (ME&S)			36,000,000.00	(36,000,000.00)	-
	Min. of Solid Minerals, Oil & Gas (MSM)		1,939,912.00	-	1,939,912.00	65,000.00
	Min. of Education (MOE)			-	-	79,500.00
	Land Bureau/EDO GIS		672,630.19	-	672,630.19	11,385,995.85
	Edo State Dev. & Prop. Authority (EDPA)		-	-	-	8,173,281.26
	Total Rent on Lands and Others		2,612,542.19	36,000,000.00	(33,387,457.81)	19,703,777.11
	Grand-Total Non-Tax Revenue		14,452,602,961.81	9,216,620,847.00	5,235,982,114.81	7,807,267,155.02
4	Investment Income - Code (12021000)	SPL 4				
	Ministry Of Finance (MOF)		1,900,141,821.22	2,170,237,004.88	(270,095,183.66)	2,533,900,885.58
	Office of the Accountant General (OAG)			-	-	
	Total Investment Income		1,900,141,821.22	2,170,237,004.88	(270,095,183.66)	2,533,900,885.58





NOTES TO GPFS FOR THE YEAR ENDED 31ST DECEMBER 2021

NOTES	DETAILS	REF. NOTES	2021			2020
			ACTUAL N	BUDGET N	VARIANCE N	ACTUAL N
5	Interest Earned - Code (12021200)	SPL5				
	Edo State Internal Revenue Services (EIRS)		749.37	-	749.37	339,344.26
	Min. of Physical Planning & Urban Dev. (MPPUD)		-	-	-	-
	Office of the Accountant General (OAG)		-	-	-	-
	Edo State Oil Producing Area Dev. (EDSOPADEV)		-	-	-	-
	Min. of Wealth Creation, Coop. & Employment (MWCC&E)		-	-	-	-
	Ministry Of Finance (MOF)		9,484,943.94	-	9,484,943.94	6,903,000.49
	Total Interest Earned		9,485,693.31	-	9,485,693.31	7,242,344.75
6	AID & GRANTS		-	-	-	-
	Domestic Grants		6,297,912,726.74	5,400,000,000.00	897,912,726.74	11,099,437,568.01
	Foreign Grants		161,354,463.30	-	161,354,463.30	858,233,903.30
	Total Aid & Grants		6,459,267,190.04	5,400,000,000.00	1,059,267,190.04	11,957,671,471.31
7	OTHER CAPITAL RECEIPTS					
	MULTILATERAL		-	-	-	-
	BILATERAL		-	-	-	-
	DOMESTIC		681,691,694.44	32,119,590,490.82	(31,437,898,796.38)	-
	Total Other Capital Receipt		681,691,694.44	32,119,590,490.82	- 31,437,898,796.38	-
8	DEBT FORGIVENESS		-	-	-	-
	MULTILATERAL		-	-	-	-
	BILATERAL		-	-	-	-
	DOMESTIC		-	-	-	-
	Total Debt Forgiveness		-	-	-	-
9	OTHER REVENUE		N	N	N	N
	Re-Imbursement - Code (12021400)	SPL 6				
	Edo State Internal Revenue Services (EIRS)		2,400.00	-	2,400.00	-
	Min. of Physical Planning & Urban Dev. (MPPUD)		-	-	-	-
	MIN. of Local Govt. & Community Affairs (MLGCA)		-	-	-	-
	Office of the Accountant General (OAG)		-	6,200,000.00	(6,200,000.00)	30,000.00
	Min. of Wealth Creation, Coop. & Employment (MW)		-	-	-	10,000.00
	Auditor General State (AGS)		1,158,972.00	-	1,158,972.00	5,031,030.65
	Auditor General Local (AGL)		1,200,000.00	48,000,000.00	(46,800,000.00)	-
	Ministry Of Finance (MOF)		1,522.71	-	1,522.71	-
	Total Re-Imbursement		2,362,894.71	54,200,000.00	(51,837,105.29)	5,071,030.65
	MISCELLANEOUS					
	Ministry Of Finance (MOF)		23,577,774.54	-	23,577,774.54	-
	Ministry of Health (MOH)		13,834,958.59	-	13,834,958.59	-
	Edo GIS		63,000,000.00	-	63,000,000.00	-
	Min. of Education (MOE)		3,814,000.00	-	3,814,000.00	-
	Total Miscellaneous		104,226,733.13	-	104,226,733.13	-
	Grand Total Other Revenue		106,589,627.84	54,200,000.00	52,389,627.84	5,071,030.65
	TOTAL TAX & NON TAX REVENUE & OTHER REVENUE		45,809,823,309.83	73,561,402,854.82	(27,751,579,544.99)	39,974,980,663.93
	TOTAL INCOME		143,837,940,978.20	155,208,597,550.21	(11,370,656,572.01)	108,471,750,657.38





NOTES TO GPFS FOR THE YEAR ENDED 31ST DECEMBER 2021

NOTE	DETAILS	NOTES	2021			2020
			ACTUAL	BUDGET	VARIANCE	ACTUAL
			₦	₦	₦	₦
10.1	PERSONNEL COST					
	Administrative Sector	<i>SPL 7</i>	4,270,997,685.28	5,123,206,869.32	852,209,184.04	5,855,050,773.97
	Economic Sector	<i>SPL 7</i>	3,253,660,763.32	3,848,000,000.00	594,339,236.68	2,935,452,665.31
	Law and Justice Sector	<i>SPL 7</i>	2,263,759,489.52	2,557,000,000.00	293,240,510.48	2,297,692,131.42
	Regional Sector				-	
	Social Sector	<i>SPL 7</i>	15,359,218,794.62	19,862,000,000.00	4,502,781,205.38	16,017,702,942.85
	Total Personnel Cost		25,147,636,732.74	31,390,206,869.32	6,242,570,136.58	27,105,898,513.55

10.2	PERSONNEL ANALYSIS					
	Total number Employees at the Beginning of the Year		25,654.00			26,257.00
	Total number Employees Employed in the year		1,534.00			3,030.00
	Total number Employees Retired/Left During the Year		(293.00)	-	-	(3,633.00)
	TOTAL NO. OF EMPLOYEES AS AT THE END OF THE YEAR		26,895.00	-	-	25,654.00
11	ALLOWANCES & SOCIAL CONTRIBUTION					
	Non Regular Allowances				-	
	Contributory Pension: Employer's Contributions	<i>SPL 8</i>	1,224,390,662.38	2,000,000,000.00	775,609,337.62	1,202,665,260.46
	Group Life Insurance	<i>SPL 8</i>	190,430,167.30	255,000,000.00	64,569,832.70	174,177,428.71
	Health Insurance Contribution	<i>SPL 8</i>	228,506,663.50	1,000,000,000.00	771,493,336.50	-
	Accrued Pension Rights Sinking Fund	<i>SPL 8</i>	-	1,200,000,000.00	1,200,000,000.00	-
	Total		1,643,327,493.18	4,455,000,000.00	2,811,672,506.82	1,376,842,689.17

12	SOCIAL BENEFITS	₦	₦	₦	₦	₦
	Gratuities & Death Benefit	<i>SPL 8</i>	1,506,918,368.42	1,000,000,000.00	(506,918,368.42)	702,328,494.50
	Pension	<i>SPL 8</i>	13,324,855,058.70	9,800,000,000.00	(3,524,855,058.70)	9,350,837,144.91
	Total		14,831,773,427.12	10,800,000,000.00	(4,031,773,427.12)	10,053,165,639.41

13	OVERHEAD COSTS					
13.1	Overhead Cost by Function					
	Travel & Transport		1,586,181,733.84	1,416,550,927.95	(169,630,805.89)	999,290,065.33
	Utilities		278,025,858.62	531,735,000.00	253,709,141.38	262,719,149.28
	Materials & Supplies		1,610,555,435.26	688,071,172.05	(922,484,263.21)	1,076,326,634.52
	Maintenance Services		974,456,559.11	1,121,492,400.00	147,035,840.89	799,402,550.65
	Training		686,624,481.83	1,039,172,000.00	352,547,518.17	319,016,031.59
	Other Services		5,629,042,583.39	4,940,460,000.00	(688,582,583.39)	3,586,277,994.02
	Consulting & Professional Services		1,949,897,683.46	1,184,479,000.00	(765,418,683.46)	730,078,190.27
	Fuel & Lubricants		600,642,139.44	391,316,600.00	(209,325,539.44)	595,162,075.47
	Grants & Contributions		459,888,150.00	1,000,000.00	(458,888,150.00)	71,358,850.00
	Miscellaneous Expenses		17,974,642,286.54	13,562,722,900.00	(4,411,919,386.54)	11,646,564,474.55
	Loans & Advances		-	-	-	-
	Sub-total		31,749,956,911.49	24,877,000,000.00	(6,872,956,911.49)	20,086,196,015.68
	Financial Charges - General/Other Contractual Obligation		9,561,703,635.03	1,520,000,000.00	(8,041,703,635.03)	615,808,393.30
	Subsidies		-	-	-	-
	Public Debt Charges		8,946,941,178.18	16,160,030,000.00	7,213,088,821.82	5,364,140,695.93
	Depreciation Charges		16,376,885,468.54		(16,376,885,468.54)	13,425,393,312.80
	Amortization Charges		1,777,937,172.06		(1,777,937,172.06)	1,230,810,153.48
	Transfer to Other Government Entities		-	-	-	-
			68,413,424,365.30	42,557,030,000.00	(25,856,394,365.30)	40,722,348,571.19





NOTE	DETAILS	NOTES	2021			2020
			ACTUAL	BUDGET	VARIANCE	ACTUAL
			₦	₦	₦	₦
13.2	OVERHEAD COST BY SECTOR					
	List of MDA: Administrative Sector	<i>SPL 9.1</i>	17,726,068,257.65	18,880,000,000.00	1,153,931,742.35	13,065,061,993.59
	List of MDA: Economic Sector	<i>SPL 9.1</i>	4,675,668,318.68	4,368,000,000.00	(307,668,318.68)	2,140,108,099.67
	List of MDA: Law and Justice Sector	<i>SPL 9.1</i>	646,833,272.63	774,000,000.00	127,166,727.37	444,058,700.07
	List of MDA: Regional Sector			-	-	-
	List of MDA: Social Sector	<i>SPL 9.1</i>	<u>8,701,387,062.53</u>	<u>855,000,000.00</u>	<u>(7,846,387,062.53)</u>	<u>4,436,967,222.35</u>
	Total Overhead Cost		31,749,956,911.49	24,877,000,000.00	(6,872,956,911.49)	20,086,196,015.68

NOTE	DETAILS	NOTES	2021			2020
			ACTUAL	BUDGET	VARIANCE	ACTUAL
			₦	₦	₦	₦
14	GRANTS & CONTRIBUTIONS	-				
	Grants to Other State Governments – Current					
	Grants to Other State Governments – Capital					
	Grants to Local Governments - Current					
	Grants to Local Governments - Capital					
	Grants to Government Owned Companies – Capital					
	Grants to Government Owned Companies – Current					
	Grants to Private Companies - Capital					
	Grants to Private Companies - Current					
	TOTAL		0.00	0.00	0.00	
15	SUBSIDIES					
	Subsidy to Government Owned Companies					
	Meal Subsidy to Government Schools					
	Subsidy to Private Companies					
	Total		0.00	0.00	0.00	
16	DEPRECIATION CHARGES					
16.1	DEPRECIATION CHARGES – PPE					
			2021	2020		
			₦	₦		
	Depreciation Charges - Land & Buildings		4,143,129,023.86	3,840,933,507.33		
	Depreciation Charges - Plant & Machinery		417,091,699.90	198,293,708.13		
	Depreciation Charges - Transport Equipment		2,132,819,825.19	1,636,984,472.83		
	Depreciation Charges - Office Equipment		500,853,960.49	426,957,628.05		
	Depreciation Charges - IT Equipment		-	204,041,013.49		
	Depreciation Charges - Furniture & Fittings		407,263,087.18	257,577,178.35		
	Depreciation Charges - Roads & Infrastructure		7,503,840,188.22	5,603,132,255.02		
	Depreciation Charges - Environmental, Sewage & Dumpsite		980,114,374.64	966,300,240.54		
	Depreciation Charges - Forest & Reserve		-	-		
	Total		16,085,112,159.48	13,134,220,003.74		





NOTES TO GPFS FOR THE YEAR ENDED 31ST DECEMBER 2021				
16.2	DEPRECIATION CHARGES - INVESTMENT PROPERTY		2021	2020
			N	N
	Depreciation Charges - Land & Buildings		291,773,309.06	291,173,309.06
	Depreciation Charges – Infrastructure		-	
	Depreciation Charges - Plant & Machinery		-	
	Depreciation Charges - Transport Equipment		-	
	Depreciation Charges - Office Equipment		-	
	Depreciation Charges - Furniture & Fittings		-	-
	Total		291,773,309.06	291,173,309.06
	Gross Total – Depreciation		<u>16,376,885,468.54</u>	<u>13,425,393,312.80</u>

NOTE	DETAILS	NOTE	2021	2020
17	IMPAIRMENT CHARGES		N	N
17.1	IMPAIRMENT CHARGES – PPE			
	Impairment Charges - Land & Buildings			
	Impairment Charges - Plant & Machinery			
	Impairment Charges - Transport Equipment			
	Impairment Charges - Office Equipment			
	Impairment Charges - IT Equipment			
	Impairment Charges - Furniture & Fittings			
	Impairment Charges - Roads & Infrastructure			
	Impairment Charges - Environmental, Sewage & Dumpsite			
	Impairment Charges - Forest & Reserve			
			-	-
	Total		-	-
17.2	IMPAIRMENT CHARGES - INVESTMENT PROPERTY			
	Impairment Charges - Land & Buildings			
	Impairment Charges – Infrastructure			
	Impairment Charges - Plant & Machinery			
	Impairment Charges - Transport Equipment			
	Impairment Charges - Office Equipment			
	Impairment Charges - Furniture & Fittings		-	-
	Total		-	-



NOTES TO GPFS FOR THE YEAR ENDED 31ST DECEMBER 2021				
NOTE	DETAILS		2021	2020
	IMPAIRMENT CHARGES - INTANGIBLE ASSETS			
	Impairment Charges – Goodwill			
	Impairment Charges - Patent Right			
	Impairment Charges – Copyright			
	Impairment Charges - Trade Mark			
	Impairment Charges – Franchise		-	-
	Total		0.00	0.00
	TOTAL IMPAIRMENT CHARGES		<u>0.00</u>	<u>0.00</u>

18	AMMORTIZATION CHARGES			
	Ammortisation Charges - Computer Software		62,025,989.01	61,937,989.01
	Ammortisation Charges - Research and Development		2,122,343,748.19	1,168,872,164.47
	Ammortisation Charges - Copyright		-	-
	Ammortisation Charges - Trade Mark		-	-
	Ammortisation Charges - Franchise		-	-
	TOTAL		<u>2,184,369,737.20</u>	<u>1,230,810,153.48</u>

NOTE	DETAILS	NOTE	2021	2020
			N	N
19	BAD DEBT CHARGES	SPL 10		
	FOREIGN BAD DEBTS CHARGES			
	Bilateral Bad Debts Charges			
	DOMESTIC BAD DEBTS CHARGES			
	Bad Debt Charges – States			
	Bad Debt Charges - Local Government			
	Bad Debt Charges - Ministries, Department & Agencies			
	Bad Debt Charges - Commercial Debts			
	Bad Debt Charges - Others Debts			
	Total		-	-
20	Grand – Total		-	-
	PUBLIC DEBT CHARGES		<u>18,508,644,813.21</u>	<u>5,979,949,089.23</u>
20.1	FOREIGN INTEREST / DISCOUNT			
	Foreign Interest/Discount on Treasury Bill		-	-
	Foreign Interest/Discount on Short Term Borrowings		-	-
	Total		-	-
20.2	DOMESTIC INTEREST / DISCOUNT			
	Domestic Bank Charges	SPL 10	9,561,703,635.03	1,272,467,870.17
	Domestic Interest/Discount on Short Term Borrowings	SPL 10	<u>8,946,941,178.18</u>	<u>4,707,481,219.06</u>
	Total		<u>18,508,644,813.21</u>	<u>5,979,949,089.23</u>
20.3	INSURANCE PREMIUM			
	Interest - Internal Public Debt			





NOTES TO GPFS FOR THE YEAR ENDED 31ST DECEMBER 2021				
NOTE	DETAILS		2021	2020
			N	N
21	GAIN/ LOSS ON DISPOSAL OF ASSET			
	DISPOSAL OF PPE			
	DISPOSAL OF INVESTMENT PROPERTY			
	DISPOSAL OF INTANGIBLE ASSET			
22	GAIN/ LOSS ON FOREIGN EXCHANGE			
	Gain on Exchange Transaction		-	-
	Loss on Exchange Transaction		<u>5,990,205,785.47</u>	<u>23,060,948,316.80</u>
			<u>5,990,205,785.47</u>	<u>23,060,948,316.80</u>
23	MINORITY INTEREST SHARE OF SURPLUS/ (DEFICIT)			
	Minority Interest Share of Surplus/ (deficit)			
	This represents share of surplus/ deficit due to outsiders/ 3rd parties during the year under review		<u>-</u>	<u>-</u>
24	CASH AND CASH EQUIVALENTS			
	This represents closing balance of cash at hand and held in Banks			
	Cash and Bank Balances Held by the Treasury	24.1	11,692,522,121.24	8,392,332,140.16
	Cash and Bank balances Held by MDA	24.2	599,122,113.89	667,651,502.25
	Other Bank of the Treasury	24.3	<u>18,580,652.35</u>	<u>18,580,652.35</u>
			<u>12,310,224,887.48</u>	<u>9,078,564,294.76</u>



NOTES TO GPFS FOR THE YEAR ENDED 31ST DECEMBER 2021

NOTE 24.1

CASH AND BANK BALANCES HELD BY THE TREASURY AS AT 31ST DECEMBER 2021

S/NO.	ECONOMIC CODE	DESCRIPTION	2021	2020
			(₦)	(₦)
1	31010111	Loan Repayment bank Clearing Ac	(0.06)	(0.06)
2	31010602	Access Bank Plc_0005984271_ESOP	236,479.24	92,792.56
3	31010603	Access Bank Plc_0006658616_IGR/	35.74	35.74
4	31010604	Access Bank Plc_0006663034_IGR	205,486,566.37	38,382,417.31
5	31010605	Access Bank Plc_0022059783_IGR	47.70	47.70
6	31010606	Access Bank Plc_0022079017_Spec	32,110,463.72	326,870,166.29
7	31010607	Access Bank Plc_0022080705_EDSG	53,874.93	53,874.93
8	31010608	Access Bank Plc_0022058896_Driv	5,082,350.00	4,106,651.25
9	31010609	Access Bank Plc_0689398892_GPA	354,606.47	276,743.29
10	31010610	Access Bank Plc_0692810790_Cons	17.92	17.92
11	31010611	Access Bank Plc_0694584761_Sett	434,276,301.69	99,291,677.56
12	31010612	Access Bank Plc_0696383827_TCOI	642,405,277.59	239,026,261.64
13	31010613	Access Bank Plc_0696164965_SRA	66,608,841.97	584,352.81
14	31010614	Access Bank Plc_0696164989_VAT	25,126,047.00	280,388.89
15	31010615	Access Bank Plc_0694588484_Loan	135,515,014.91	135,515,014.91
16	31010616	Access Bank Plc_0694572337_Loa	(3,789,051.45)	(3,789,051.45)
17	31010617	Access Bank Plc_0694588491_Loan	17,321,065.33	17,321,065.33
18	31010618	Access Bank Plc_0694591585_Loan	(1,235,079.18)	(1,235,079.18)
19	31010619	Access Bank Plc_0694595868_Loan	(8,796,317.87)	(8,796,317.87)
20	31010620	Access Bank Plc_0694565939_Loan	62,428,024.84	62,428,024.84
21	31010621	Access Bank Plc_0697484340_TCO	1,263,215.92	1,263,215.92
22	31010622	Access Bank Plc_0694584747_Tax	49,855.70	49,829.70
23	31010623	Access Bank Plc_0699650502_Capi	78,821,713.53	90,001,198.62
24	31010624	Access Bank_0703039587_EDSG DPO	218.55	218.55
25	31010625	Access Bank_0703039893_Naira/ C	942,895.91	942,874.91
26	31010628	Access Bank_0718573865_Term Dep	528,644.28	2,913,228.28
27	31010629	Access Bank_0058150449_Edo Stat	30,252,425.00	30,250,000.00
28	31010631	Access Bank Plc_0725365848_IGR/	20,670,751.00	20,670,725.00
29	31010632	Access Bank Plc_0725385110_EDSG	1,696,975.09	1,696,975.09
30	31010633	Access Bank Plc_0739607129_CALL	3,675,081.86	3,668,351.82
31	31010634	Access Bank Plc_0764294888_TCO	369,624,330.90	367,859,777.55
32	31010635	Access Bank Plc_0775751235_Paym	9,146,443.34	3,606,355.20
33	31010636	Access Bank Plc_0775750300_Paym	18,026,230.11	9,456,190.53
34	31010637	Access Bank Plc_0796511720_NDDC	142,844,484.12	881,950,851.52
35	31010638	Access Bank Plc_0796470928_Fed	51,306.90	51,277.15
36	31010639	Access Bank Plc_0766035348_Heal	619,848,531.02	541,447,664.12
37	31010640	Access Bank Plc_0802123295_Educ	(20,000,000.00)	(20,000,000.00)
38	31010641	Access Bank Plc_0768071634_Acce	4,272.50	4,272.50
39	31010642	Access Bank Plc_0775736009_Mont	350,440,671.25	150,441,278.25
40	31010643	Access Bank Plc_0775751194_Paym	48,645,116.54	47,460,782.17
41	31010644	Access Bank Plc_0775750386_Paym	50,039,521.99	50,093,094.64
42	31010645	Access Bank Plc_0775750142_Paym	2,627,565.18	704,756.62
43	31010646	Access Bank Plc_0777515446_Edo	78,903,212.22	173,785.14
44	31010647	Access Bank Plc_0697494395_EDSG	(1,246,239,336.39)	(1,225,345,077.70)
45	31010648	Access Bank Plc_0697494340_EDSG	1,169,753,051.95	1,228,004,445.08





CASH AND BANK BALANCES HELD BY THE TREASURY AS AT 31ST DECEMBER 2021				
Contd.				
S/NO.	ECONOMIC CODE	DESCRIPTION	2021	2020
			(₦)	(₦)
46	31010649	Access Bank Plc_0022066923_SUBE	250,000,000.00	250,000,000.00
47	31010650	Access Bank Plc_0802122295_Educ	7,624,222.73	7,624,222.73
48	31010651	Access Bank Plc_0800177270_Teac	40,000,000.00	40,000,000.00
49	31010652	Access Bank Plc_0022052698_EDSG	(4,531,754.43)	4,620,508.46
50	31010653	Access Bank Plc_1384587550_EDSG	10,558,005.27	91,464,412.44
51	31010654	Access Bank Plc_1386839057_1% I	66,353,593.51	478,349,565.47
52	31010655	Access Bank Plc_1379993920_SPEC	15,334.18	18,484,363.15
53	31010656	Access Bank Plc_*****_MISC	-	760,000,000.00
54	31010657	Access Bank Plc_*****_CONT		-
55	31010658	Access Bank Plc_1437188619_VEHI	639,180.12	-
56	31010659	Access Bank Plc_*****_OVER	700,000,000.00	-
57	31010701	Afribank Plc_36701004_EDSG (Re	1.00	1.00
58	31010801	Allstates T. BK. Plc._021120100	11,060,545.17	11,060,545.17
59	31010802	Allstates T. BK. Plc._250500022	0.78	0.78
60	31010803	Allstates T. BK. Plc._250500023	4,907,341.30	4,907,341.30
61	31010804	Allstates T. BK. Plc._250500026	253,963.24	253,963.24
62	31010805	Allstates T. BK. Plc._250500027	743,335.94	743,335.94
63	31010806	Allstates T. BK. Plc._250500029	669,037.19	669,037.19
64	31010807	Allstates T. BK. Plc._250500062	5,626,725.86	5,626,725.86
65	31010808	Allstates T. BK. Plc._250510024	65,918.26	65,918.26
66	31010809	Allstates T. BK. Plc._250510027	97,746.39	97,746.39
67	31010810	Allstates T. BK. Plc._250510029	796.85	796.85
68	31010902	Diamond/Access Bank Plc_0025859	(10.78)	48,462.73
69	31010903	Diamond Bank Plc_0046476332_Lan	(4.20)	(4.20)
70	31010904	Diamond Bank Plc_0005137366_IG	100.00	100.00
71	31011001	Ecobank Plc_0282006285_IGR	4.20	4.20
72	31011002	Ecobank Plc_0005137366/2442036	99,436,443.20	35,345,140.18
73	31011003	Ecobank Plc_2902001533_GPA/TCO	(7,100.22)	(7,100.22)
74	31011004	Ecobank Plc_2902027759_Iyekogba	6,253,525.28	6,253,525.28
75	31011005	Ecobank Plc_2442058860_Escrow A	6,032.23	6,032.23
76	31011006	Ecobank Plc_4812047043_Overhead	(1.00)	(1.00)
77	31011007	Ecobank Plc_0283005247_TCO	126.46	126.46
78	31011008	Ecobank Plc_0282019379_IGR Inte	210,731,014.97	552,287.74
79	31011009	Ecobank Plc_5540012451_Vehicle_	250,496,042.37	
80	31011010	Ecobank Plc_2900034524_Edsg_Dep	28,116,847.60	
81	31011101	Equitorial T. Bank Plc._0360004	(8,493.38)	(8,493.38)
82	31011102	Equitorial T. Bank Plc._0360004	(0.09)	(0.09)
83	31011103	Equitorial T. Bank Plc._0360020	(94.37)	(94.37)
84	31011104	Equitorial T. Bank Plc._0530004	0.01	0.01
85	31011201	FCM Bank Plc._0432954019_IGR	66,265,021.03	26,799,339.29
86	31011202	FCM Bank Plc._0544047010_GPA	4,731,659.13	4,731,559.13
87	31011204	FCM Bank Plc._0132746035_Edo Re	870,206.80	788,053.90
88	31011205	FCM Bank Plc._124386301_TCOI	82,152.94	82,152.94
89	31011206	FCM Bank Plc._2381157015_Pol. R	3,452,845.65	3,452,745.65
90	31011207	FCMB Plc__Term Deposit	10,775,491.78	4,536,893.56
91	31011208	FCMB Plc__Term Deposit Investme	184,380,155.36	185,004,015.19
92	31011301	Fidelity Bank Plc._0530017247_I	97,716,812.12	57,626,518.60
93	31011303	Fidelity Bank Plc._5030017302_E	(8.00)	(8.00)





CASH AND BANK BALANCES HELD BY THE TREASURY AS AT 31ST DECEMBER 2021

Contd.

S/NO.	ECONOMIC CODE	DESCRIPTION	2021 (₦)	2020 (₦)
94	31011306	Fidelity Bank Plc. 5030036914_F	98,383.00	98,383.00
95	31011307	Fidelity Bank Plc. 5030117099_B	9,955,916.13	3,914,018.38
96	31011308	Fidelity Bank Plc. 5030118694_E	2,820,468.38	17,699,920.00
97	31011309	Fidelity Bank Plc. 5030121582_	962.75	-
98	31011401	First Bank Nig. Plc. 2009596784	38,616,173.22	84,476,438.05
99	31011402	First Bank Nig. Plc. 2006459257	1,416,846.18	108,650.00
100	31011403	First Bank Nig. Plc. 2013649795	0.06	0.06
101	31011405	First Bank Nig. Plc. 2014572241	(8.00)	(8.00)
102	31011406	First Bank Nig. Plc. 2020695822	161,957.91	161,957.91
103	31011407	First Bank Nig. Plc. 2022141000	(85,810,676.42)	(85,810,676.42)
104	31011409	First Bank Nig. Plc. 2022141103	17,499,238.70	4,256,976.98
105	31011410	First Bank Nig. Plc. 2021181025	(0.27)	(0.27)
106	31011411	First Bank Nig. Plc. 2021180853	24.00	24.00
107	31011412	First Bank Nig. Plc. 2010268438	71,824,309.07	99,264,595.48
108	31011413	First Bank Nig. Plc. 2020058126	237,510.00	237,510.00
109	31011414	First Bank Nig. Plc. 2020058377	112,230.97	112,230.97
110	31011415	First Bank Nig. Plc. 2024868833	9.91	9.91
111	31011416	First Bank Nig. Plc. 2019480882	(676,287.19)	(676,287.19)
112	31011418	First Bank Nig. Plc. 2038392911	78,905,376.09	-
113	31011419	First Bank Nig. Plc. 2040649472	193,602,477.27	-
114	31011420	First Bank Nig. Plc. 2040649551	864,436,299.85	-
115	31011421	First Bank Nig. Plc. 2041055542	431,916,876.42	-
116	31011422	First Bank Nig. Plc. *****	499,965,493.21	-
117	31011501	Guaranty Trust BK 0031636471_C	49,874.52	49,874.52
118	31011502	Guaranty Trust BK 0031880645_I	158,097,943.85	95,905,808.36
119	31011503	Guaranty Trust BK 0031636464_G	4,007,610.15	4,007,610.15
120	31011505	Guaranty T. Bank Plc. 412400464	(0.61)	(0.61)
121	31011601	Heritage/Enterp Bk 1400014044_I		-
122	31011604	Heritage/Enterp Bk 6001488806_O	6,147,235.66	824,440.59
123	31011701	Intercontinental T. B. 0034-19	(999.80)	(999.80)
124	31011702	Intercontinental T. B. 0340010	1,950.00	1,950.00
125	31011801	Ivie Community Bk. 200101102628	5,627,037.17	5,627,037.17
126	31011901	Keystone Bk 1002818635_IGR	(0.97)	(0.97)
127	31011903	Keystone Bk 10021882807_GPA	99,788.50	99,788.50
128	31011904	Keystone Bank 1000699920_EDSG P	565,316.22	420,510.73
129	31011905	Keystone Bank 1005912149_Settle	28,619,000.19	31,952,719.32
130	31012003	Mainstreet Bank 2276942149614_T	762,172.90	762,172.90
131	31012101	Savannah Bk. (Distr.) 191102382	1,150,557.39	1,150,557.39
132	31012102	Savannah Bk. (Distr.) 19110238	10,626,076.54	10,626,076.54
133	31012201	Skye Bank Plc 11770005403_TCO1	(6,202,026.89)	(6,202,026.89)
134	31012204	Skye Bank Plc 1770412223_SRA	9.46	9.46
135	31012207	Skye Bank Plc 1770413244_Proj E	(52.30)	(52.30)
136	31012209	Skye Bank Plc 1790094342_IGR/In	3,480,929.75	45,056,067.84
137	31012210	Skye Bank Plc 1750002756_Spec.	(0.29)	(0.29)
138	31012212	Skye Bank Plc 1790134996_IGR/ R	980,112.10	3,758,113.51
139	31012302	Stanbic IBTC 9202433231_GPA	(0.05)	(0.05)
140	31012305	Stanbic IBTC 9201800485_IGR/Pay	27,315,063.98	1.98
141	31012401	Sterling Bank 0014031660_IGR	0.08	0.08





CASH AND BANK BALANCES HELD BY THE TREASURY AS AT 31ST DECEMBER 2021

Contd.

S/NO.	ECONOMIC CODE	DESCRIPTION	2021	2020
142	31012403	Sterling Bank_0014015437_GPA	21,939,809.58	73,922,916.36
143	31012407	Sterling Bk Plc_0023982793_IGR/	2,530,711.09	9,471,377.85
144	31012408	Sterling Bk Plc_0029504355_IGR	752,943.41	808,623.00
145	31012409	Sterling Bk Plc_0062962350_IGR/	417,619,688.23	529,058,567.94
146	31012410	Sterling Bk Plc_0063757256_Capi	117,804,492.36	1,083,648,465.97
147	31012411	Sterling Bk Plc_0063869243_EDSG	40,515.98	40,515.98
148	31012412	Sterling Bk Plc_0072563053_2 nd	378,394.19	378,394.19
149	31012413	Sterling Bk Plc_0067029713_CDS/	334,695.10	82,304,296.89
150	31012414	Sterling Bk Plc_0073415537_Inve	2,008,417,231.10	124,067.62
151	31012415	Sterling Bk Plc_0076824554_Covi	1,753,319.06	1,753,319.06
152	31012416	Sterling Bk Plc_0065407304_Comm	208,028,143.89	228,767,553.25
153	31012417	Sterling Bk Plc_0076504960_SPEC	33,606,204.59	435,778,040.43
154	31012418	Sterling Bk Plc_*****_EDSG	-	-
	31012419	Sterling Bk Plc_0076859794_COVI	7,600,000.00	
155	31012501	UBA Plc_1003640482_M.V Loan Ref	77,239,325.25	77,239,325.25
156	31012502	UBA Plc_1004132993_IGR	85,396.91	85,396.91
157	31012503	UBA Plc_1004120150_IGR	249,207.46	249,207.46
158	31012505	UBA Plc_1003730017_IGR/EXP	58,228,055.23	56,922,734.61
159	31012506	UBA Plc_1012055709_Dep/Spec Rev	2,417,464.29	121,403,602.12
160	31012507	UBA Plc_1013246977_Edo H/R-Lago	1,193,941.48	1,193,941.48
161	31012508	UBA Plc_1013288601_Unclaimed Sa	13,470,854.76	18,482,807.78
162	31012509	UBA Plc, B/C_1013759530_Iguosa	10,025,068.49	10,025,068.49
163	31012510	UBA Plc, B/C_1014370732_Proj Es	0.01	0.01
164	31012511	UBA Plc, B/C_1014370725_Loan Re	221,575.71	221,575.71
165	31012512	UBA Plc, B/C_1014811873_GPA	2,545,258.78	2,545,258.78
166	31012516	UBA Plc, B/C_1017207637_TCOI	2,903,323.90	2,903,323.90
167	31012517	UBA Plc, B/C_1018133861_Land Us	430,961.20	430,961.20
168	31012518	UBA Plc, B/C_1001021218_Misc A/	1,209,902.03	3,584,902.03
169	31012519	UBA Plc, B/C_1010250531_IGR	35,105,178.86	15,822,327.89
170	31012520	UBA Plc. _0040000414_TCO I	180,042.23	180,042.23
171	31012521	UBA Plc. _2033378216_Pen. &	0.50	0.50
172	31012522	UBA Plc, B/C_1022751950_Covid 1	1,807.41	1,807.41
173	31012603	Union Bank Plc_0014765769_Fores	98,529.50	98,529.50
174	31012604	Union Bank Plc_0010847166_VAT \$	49,395.20	49,415.20
175	31012606	Union Bank Plc_0035015410_G.P.A	1,050,868.77	1,050,868.77
176	31012608	Union Bank Plc_0065630140_IGR	16,059,124.63	33,367.44
177	31012701	Unity Bank Plc_0012188606_M/V N	2.10	2.10
178	31012703	Unity Bank Plc_0024705354_G.P.A	24.00	24.00
179	31012707	Unity Bank Plc_0026061007_IGR	21,465,630.27	22,030,837.40
180	31012708	Unity Bank Plc_0017995261_IGR/I	163,931,212.09	84,366,756.02
181	31012801	WEMA Bank Plc_0122146651_IGR	7,420,631.06	8,889,046.52
182	31012802	WEMA Bank Plc_0122307656_GPA	273,659.94	1,724,620.17
183	31012901	Zenith Bank Plc_1010501196_Fert	48,243.63	48,243.63
184	31012905	Zenith Bank Plc_1011866072_C of	0.05	0.05
185	31012906	Zenith Bank Plc_1012019318_EDPA	0.03	0.03
186	31012909	Zenith Bank Plc_1012656997_Mis	(0.99)	(0.99)





CASH AND BANK BALANCES HELD BY THE TREASURY AS AT 31ST DECEMBER 2021

Contd.

S/NO.	ECONOMIC CODE	DESCRIPTION	2021	2020
			(₦)	(₦)
187	31012910	Zenith Bank Plc_1012840633_Vehi	0.10	(89.23)
188	31012913	Zenith Bank Plc_1013851823_Land	1,727,208.22	1,727,208.22
189	31012914	Zenith Bank Plc_1013885860_Drug	0.24	0.24
190	31012916	Zenith Bank Plc_1014282002_Manu	38,802,358.79	21,732,005.25
191	31012919	Zenith Bank Plc_1012897833_Edo	45,169,600.00	45,169,600.00
192	31012920	Zenith Bank Plc_1130004993_IGR/	566,137,161.80	63,992,015.16
193	31012921	Zenith Bank Plc_1016440141_10%	(30,000,000.00)	(30,000,000.00)
194	31012922	Zenith Bank Plc_Interswitch_Gar	65,195,584.52	(767,027.74)
195	31013002	Globus Bank Ltd_1000065507_IGR	183,687.64	-
			11,692,522,121.24	8,392,332,140.16

NOTES TO GPFS FOR THE YEAR ENDED 31ST DECEMBER 2021

NOTE 24.2

CASH AND BANK BALANCES HELD BY MDAs AS AT 31ST DECEMBER 2021

S/N	MDAs	BANK	ACCOUNT NO.	2021	2020
				(₦)	(₦)
1	Ministry of Agriculture	Sterling	0069539128	1,242,667.84	176.16
2	Edo State Council for Arts and Culture	Access	0777542491	-	6,253.70
3	Ministry of Women Affairs and Social Dev.	Wema	0122381131	3,375.06	239,683.42
4	Ministry of Women Affairs and Social Dev.	Sterling	0068885622	1,166.67	146.52
5	Edo State Library Board	Sterling	0068859234	1,627.96	1,649.46
6	Dir. of Administration	UBA	1007709622	30,786.62	5,134.73
7	Dir. of Administration	Access	0778570158	5,496,386.76	5,929.38
8	Ministry of Budget & Economic Planning	Sterling	0068703904	284.77	692.88
9	Ministry of Budget & Economic Planning	Sterling	0068700570	327.89	7,000.00
10	Edo State Emergency Management Agency	Sterling	0070572743	1,900.50	5,254.50
11	Dir. of Cabinet Pol. & S.S	Sterling	0068757691	8,998.93	4,150.90
12	Dir of Establishment	Sterling	0019938472	39.25	(309.22)
13	Edo State Waste Management Board	Sterling	0068703045	349.50	30,298,295.66
14	Ministry of Arts, Culture & Tourism	Sterling	0068742572	462.53	503.22
15	Office of the Accountant-General	Access	0777038219	4,227.22	430.22
16	Ministry of Solid Minerals	Sterling	0068779338	170.54	4.87
17	Law Reform Commission	Zenith	1013015207	1,261.73	495.75
18	Office of the Head of Service	Zenith	1013793413	2,814.78	(2,133.15)
19	Office of SACA	Access	0791514087	-	4,286.45
20	Ministry of Local Govt. & Comm. Affairs	Sterling	0068770524	0.45	1,274.33
21	Edo State Public Procurement Agency	Sterling	0068699652	1,704.71	1,440.21
22	Office of the SSG	Sterling	0069022684	-	1,836,587.50
23	Ministry of Justice	Access	0777522851	10,502.56	11,844.56
24	Information Comm. Tech. Agency (ICTA)	Sterling	068742194	257.28	321.99
25	Ministry of Environment and Sustainability	Sterling	0068703791	3,863.51	6,536,196.93
26	Ministry of Youths, Sports & Special Duties	Sterling	0068742871	1.52	7,548.44
27	Civil Service Commission	Access	0777522480	30,116.31	68,259.76





CASH AND BANK BALANCES HELD BY MDAs AS AT 31ST DECEMBER 2021 Contd.

S/N	MDAs	BANK	ACCOUNT NO.	2021	2020
				(₦)	(₦)
28	Ministry of Energy & Water Resources	Sterling	0068724974	-	67.60
29	Public Private Partnership	Sterling	0014132079	543.76	71.90
30	Public Private Partnership	Sterling	0068502688	63,911,057.65	72,574,185.95
31	Edo State Pension Bureau	Access	0818586385	63,081.54	9,775.74
32	Edo State Pension Bureau	Zenith	1015187915	184,729.46	115,269.94
33	Office of the Deputy Governor	UBA	101xxxxx52	1,616,921.87	26,062,960.23
34	Ministry of Health	Heritage	6001488909	26,325,846.70	9,603,629.70
35	Ministry of Health	UBA	1013999974	7,709,847.00	10,997,338.05
36	Ministry of Health	Sterling	0013987117	57,857,424.64	37,244,162.74
37	EDHA Service Commission	Access	0800970969	121.56	512.59
38	Office of the Auditor-General (State)	Access	0777371420	22,380.03	154.33
39	Min. of Communication & Orientation	Sterling	0068699456	500,446.97	1,245,859.09
40	Min. of Finance	Access	0777037573	4,926.98	2,594.83
41	Min. of Physical Planning	Sterling	0068770122	2,764.38	4,582.19
42	Min. of Physical Planning	Sterling	0068769960	1,354.35	5,524,796.75
43	Min. of Physical Planning	Sterling	0068770122	-	-
44	Liaison Office Abuja	Sterling	0069085766	49,121.97	7,020,237.97
45	Edo Dev. & Property Agency (EDPA)	Sterling	0068869970	85,635.46	50,126.21
46	EDSIEC	Access	0778017136	45,975.04	1,407.78
47	Min. of Infrastructure (Overhead)	Sterling	0068559170	495,541.10	479,822.11
48	Min. of Infrastructure	Sterling	0067608215	-	633,511.50
49	Rural Electricity Board (REB)	Sterling	0013987966	6,535.20	735.57
50	Min. of Wealth Creation	Sterling	0068700233	Nil	499.81
51	Min. of Science & Tech.	Sterling	0068834802	653,232.66	655,526.16
52	EDSTMA (Edo State Traffic Mgt. Agency)	Polaris	4060010945	7,980.96	1,811.46
53	Auditor-General Local Govt.	Access	0778766111	745.62	434.02
54	Hospital Management Board	Zenith	1011814547	580,952.82	2,094,110.24
55	Hospital Management Board	Zenith	1011901968	-	84,660,850.12
56	Urban Waterboard	UBA	1013235320	-	2,776,872.79
57	Min. of Education	Sterling	0068742101	6,867,641.81	35,654,394.23
58	Edo State Multidoor Court	Access	0763081262	598.78	975.57
59	Edo State Geographic Information Service (GIS)	Access	0777810464	16,085,687.64	7,515,285.50
60	Edo Agric B12 Business Invest Summit	UBA	1016161912	25,003,396.09	25,000,396.09
61	Min. of Agric - Overhead	UBA	1014869252	7,834,400.87	8,572,282.94
62	Min. of Energy and Electricity	Sterling	0075864586	1,495.39	3,405.67
63	Edo State Rural Water Sanitation Authority (STRUWASSA)	Access	1237962408	27,108.65	872,085.78
64	Edo State Essential Drugs Programme	Access	0777303607	3,060.20	45,281.04
65	Edo State High Court of Justice	Access	0727595162	2,034,937.22	2,240,301.63
66	EDHA Service Commission	FCMB	-	5,884.05	5,884.05
67	EDHA Service Commission	Union	-	2,333.01	2,333.01
68	Edo State CGS/MDGs 2012	Zenith	1013231742	12,408,214.07	14,865,136.82
69	Edo State CGS-MDGs 2011	Zenith	1012736336	76,909,024.78	80,878,881.78
70	Edo State CGS-MDGs 2009	Ecobank	2902031895	83,263,579.81	83,263,579.81
71	Edo State CGS-MDGs	Ecobank	2902029234	54,371,302.96	54,371,302.96
72	CGS Operational Cost A/c	Zenith	1012308588	3,945,923.09	11,613,702.09
73	2017 CGS-SDGs	Access	0768319163	458,575.73	17,343,969.68





CASH AND BANK BALANCES HELD BY MDAs AS AT 31ST DECEMBER 2021 Contd.

S/N	MDAs	BANK	ACCOUNT NO.	2021	2020
74	2018 CGS-SDGs	Access	0794146373	11,662,277.66	20,402,185.77
75	SDGs Special Cost Accounts	Sterling	0070141530	1,803,007.00	1,603,007.08
76	EDS 2018 CGS-SDGs Operational Cost Accounts	Sterling	0071618004	619,782.70	2,574,282.70
77	Lagos Liaison Office	Sterling	11006656	1,290.10	17,851.79
78	Ministry of Water Resources	Sterling	0068724974	9.23	1,954.59
79	Edo State Judicial Service Commission	Access	0800349262	7,882.60	-
80	Edo State Sports Council	Access	0778476913	2,011,486.58	-
81	Post Primary Education Board	Sterling	0070109930	2,625,245.51	-
82	Edo Christian Pilgrims Welfare Board	Sterling	0013977990	1,050.00	-
83	Edo State Pub. Building and Maintenance Agency	Access	1462840911	37,287,715.05	-
84	Edo State Liaison Office, Abuja	Access	1233142907	3,262.61	-
85	Min. of Agric - Edo CACS - OH taken	Sterling	0075083572	-	-
86	Min. of Agric - CACS	Sterling	0070805380	-	-
87	Min. of Agric - Agripreneur	Sterling	0063908065	58,307,538.79	-
88	State Universal Basic Education Board (SUBEB)	Access	0022066923	795,295.28	-
89	Edo State Primary Healthcare Dev. Agency	Zenith	1015502727	4,293,803.12	-
90	Muslim Pilgrims Welfare Board	UBA	1001223586	23,508,840.90	-
	TOTAL			599,122,113.89	667,651,502.25

NOTES

24.3

OTHER BANK OF THE TREASURY

	N	N
Balance as at 1/1/2015 (inclusive of interest)		
£112,501 @ 2001 rate of £1=165.0976645	18,573,652.35	
Jan - Dec	-	
Total		18,573,652.35
(Deposit)/Advance		7,000.00
Total		18,580,652.35

NOTES TO GPFS FOR THE YEAR ENDED 31ST DECEMBER 2021

NOTES	INVENTORY	NOTES	2021	2020
			N	N
-	Medical Stores		-	-
-	Engineering Stores		-	-
-	Industrial & Chemical Stores		-	-
-	Equipment/Spare Parts		-	-
-	Stationery	-	-	-
-			-	-





26	RECEIVABLES		-	-
26.1	ADVANCES		-	-
	Advance to MWCCE	SPL 11.1	1,690,000,000.00	1,690,000,000.00
	Administrative Advances	SPL 11.2	2,620,023,187.98	2,620,023,187.98
	Advances to LGCs on Cashless Rollout Technology	SPL 11.3	7,988.23	7,988.23
	Advances on FGN Bailout to LGCs	SPL 11.4	<u>5,720,499,007.12</u>	<u>5,887,227,518.91</u>
			<u>10,030,530,183.33</u>	<u>10,197,258,695.12</u>

26.2	ARREAS OF REVENUE			
	Receivables	SPL 11.5	5,366,166,322.49	4,961,630,880.04
			-	-
	TOTAL		<u>5,366,166,322.49</u>	<u>4,961,630,880.04</u>
			-	-
	Grand Total		<u>15,396,696,505.82</u>	<u>15,158,889,575.16</u>

NOTE		NOTES	2021	2020
-			₦	₦
27	PREPAYMENTS			
	Ministry of Infrastructure	SPL 12	1,308,329,538.54	1,264,579,538.54
	Min. of Environment & Public Utilities	SPL 12	345,678,961.41	258,178,961.41
	Ministry of Physical Planning	SPL 12	1,613,625,000.00	979,250,000.00
	Ministry of Education	SPL 12	1,879,750,000.00	917,250,000.00
			-	-
	TOTAL		<u>5,147,383,499.95</u>	<u>3,419,258,499.95</u>

28	LOANS GRANTED			
28.1	LOCAL LOANS			
	Loan to State Governments		-	-
	Loan to Local Governments		-	-
	Loan to Government Owned Entities		-	-
	Loans to Private Entities		<u>1,000,000,000.00</u>	-
	Sub – Total		<u>1,000,000,000.00</u>	-

28.2	FOREIGN LOANS			
	Loan to Foreign Governments		-	-
	Loan to Foreign/International Organisations		-	-
	Sub – Total		-	-
	TOTAL LOAN GRANTED		<u>1,000,000,000.00</u>	-

29	INVESTMENTS			
29.1	LOCAL INVESTMENTS			
	Local Investments: Quoted Companies	SPL 13	292,944,597.25	292,944,597.25
	Local Investments: Non- Quoted Companies	SPL 13	<u>1,238,925,083.57</u>	<u>1,133,153,098.69</u>
	SUB-TOTAL		<u>1,531,869,680.82</u>	<u>1,426,097,695.94</u>
29.2	FOREIGN INVESTMENTS			
	Foreign Investments: Quoted Companies		-	-
	Foreign Investments: Non- Quoted Companies		-	-
	SUB-TOTAL		-	-
	TOTAL INVESTMENT		<u>1,531,869,680.82</u>	<u>1,426,097,695.94</u>





FIXED ASSETS

NOTES TO GPFS FOR THE YEAR ENDED 31ST DECEMBER 2021													
NOTE	FIXED ASSETS												
30	DETAILS												
a) PROPERTY, PLANT & EQUIPMENT	Land	Building	Plants & Equipments	Motor Vehicles	Office Equipment	IT Equipment	Furniture & Fittings	Roads & Infrastructure	Environment, Sewage Dump Site	Forest Reserve	Construction Work in Progress	Total	
		2%	10%	20%	25%	33.33%	20%	4%	5%	0%			
Cost													
Balance As at 1/1/2021	7,136,780,000.00	192,046,675,366.46	8,184,922,364.14		1,707,830,512.20	667,025,924.77	1,287,885,891.73	140,078,306,375.48	19,326,004,810.80	242,226,808,800.00	1,613,125,000.00	616,258,302,126.88	
Additions During the year	-	14,475,400,826.92	2,187,979,917.68	2,479,176,761.82	295,585,329.75	-	748,429,544.18	47,517,698,330.07	276,282,681.97	-	1,369,435,256.64	69,349,988,649.03	
W.I.P Completed	-	<u>634,375,000.00</u>	-	-	-	-	-	=	=	=	<u>(634,375,000.00)</u>	-	
Balance As at 31/12/2021	7,136,780,000.00	207,156,451,193.38	4,170,916,998.98	10,664,099,125.96	2,003,415,841.95	667,025,924.77	2,036,315,435.91	187,596,004,705.55	19,602,287,492.77	242,226,808,800.00	2,348,185,256.64	685,608,290,775.91	
Accumulated Depreciation													
Balance As at 1/1/2021	-	10,757,817,926.97	410,283,808.37	4,824,260,034.88	1,087,690,029.31	667,025,924.77	752,294,932.80	13,624,701,254.07	2,282,684,175.95	-	-	34,406,758,087.12	
Charge for the year	-	<u>4,143,129,023.86</u>	<u>417,091,699.90</u>	<u>2,132,819,825.19</u>	<u>500,853,960.49</u>	-	<u>407,263,087.18</u>	<u>7,503,840,188.22</u>	<u>980,114,374.64</u>	-	-	<u>16,085,112,159.48</u>	
Balance As at 31/12/2021	-	14,900,946,950.83	827,375,508.27	6,957,079,860.07	1,588,543,989.80	667,025,924.77	1,159,558,019.98	21,128,541,442.29	3,262,798,550.59	-	-	50,491,870,246.60	
Carrying Amount/Net Book Value													
Balance As at 31/12/2021	7,136,780,000.00	192,255,504,242.55	3,343,541,490.71	3,707,019,265.89	414,871,852.15	=	876,757,415.93	166,467,463,263.26	16,339,488,942.18	242,226,808,800.00	2,348,185,256.64	635,116,420,529.31	
Balance As at 31/12/2020	7,136,780,000.00	181,288,857,439.49	1,572,653,272.93	3,360,662,329.26	620,140,482.89	=	535,590,958.93	126,453,605,121.41	17,043,320,634.85	242,226,808,800.00	1,613,125,000.00	581,851,544,039.76	





30.1	DETAILS:	2021	2020
		N	N
	LAND	7,136,780,000.00	7,136,780,000.00
	LAND & BUILDING		
	Land & Buildings - Office	206,836,997,991.08	191,774,476,195.06
	Land & Buildings - Residential	319,453,202.30	272,199,171.40
	Sub-total	207,156,451,193.38	192,046,675,366.46
	PLANT & MACHINERY		
	Earth Moving Equipment - Bull Dozers	25,745,144.00	4,060,100.00
	Industrial Equipment	32,732,000.00	3,477,000.00
	Plants and Equipment	788,777,794.20	-
	Power Plants	-	-
	Specialized Equipment	1,128,929,749.72	990,713,875.06
	Broadcast And Communication Equipment	1,075,690,000.00	525,690,000.00
	Laboratory/Medical Equipments	1,071,272,198.94	446,246,540.44
	Power Generating Sets	47,770,112.12	12,749,565.80
	Sub-total	4,170,916,998.98	1,982,937,081.30
	TRANSPORTATION EQUIPMENT		
	SHIPS	-	-
	Sea Boats	-	-
	Motor Vehicles	10,664,099,125.96	8,184,922,364.14
	Motor Cycles	-	-
	Bicycles	-	-
	Sub-total	10,664,099,125.96	8,184,922,364.14
	OFFICE EQUIPMENT		
	Computers	890,095,627.41	595,769,277.66
	Printers	13,500.00	13,500.00
	Scanners		
	Fax Machine		
	Photocopiers	653,000.00	320,000.00
	Office Equipment	1,106,868,714.54	1,106,432,734.54
	Type-writers		
	Shredding Machine		
	Television Set		
	Radio Sets	5,785,000.00	5,295,000.00
	Air-Conditioner		
	Binding Equipment	-	-
	Sub-total	2,003,415,841.95	1,707,830,512.20
	IT EQUIPMENT		
	IT Equipment	667,025,924.77	667,025,924.77
		-	-
	Sub-total	667,025,924.77	667,025,924.77
	FURNITURE & FITTINGS		
	Chairs	1,110,096,439.60	392,484,125.42
	Tables	33,757,630.00	2,940,400.00
	Air-Conditioner	2,775,000.00	2,775,000.00
	Refrigerators	2,913,500.00	2,913,500.00
	Safes/ File Cabinets/ Cupboards	1,840,000.00	1,840,000.00
	Furniture & Fitting - General	884,932,866.31	884,932,866.31
	Sub-total	2,036,315,435.91	1,287,885,891.73
	INFRASTRUCTURE		
	Rails	-	-
	Roads & Bridges	146,930,777,163.34	114,870,277,287.80
	Street Light	34,564,648,522.16	23,575,995,537.56
	Harbours/ Sea Ports	-	-
	Zoos, Parks & Reserves	-	-





	2021	2020
	₦	₦
Security Installations/ Equipment	2,897,298,147.76	729,263,427.47
Electricity Transmission Network	2,879,945,457.27	585,707,207.63
Water Distribution Network	323,335,415.02	317,062,915.02
Sewage/Drainage Network	-	-
Dams	-	-
Specialized Research Equipment	-	-
Sub-total	187,596,004,705.55	140,078,306,375.48
ENVIRONMENT, SEWAGE DUMP SITE		
Sewage/ Drainage Network	19,602,287,492.77	19,326,004,810.80
Sub-total	19,602,287,492.77	19,326,004,810.80
FOREST RESERVE		
Forest Reserve	242,226,808,800.00	242,226,808,800.00
Sub-total	242,226,808,800.00	242,226,808,800.00
Construction Work in Progress		
Land & Buildings - Office	2,348,185,256.64	1,613,125,000.00
GROSS TOTAL AT COST	685,608,290,775.91	616,258,302,126.88

31	FIXED ASSETS - INVESTMENT PROPERTY	BUILDINGS	BUILDINGS
		2%	2%
	COST		
	Balance As at January	14,558,665,452.86	14,558,665,452.86
	Additions During the year	30,000,000.00	-
	Balance As at December	14,588,665,452.86	14,558,665,452.86
	ACCUMULATED DEPRECIATION:		
	Balance As at January	873,346,618.12	582,173,309.06
	Charge for the Year	291,773,309.06	291,173,309.06
	Balance As at December	1,165,119,927.18	873,346,618.12
	NET BOOK VALUE		
	Opening Balance	13,423,545,525.68	873,346,618.12
	Closing Balance	13,685,318,834.74	13,976,492,143.80

31.1	DETAILS:	2021	2020
		₦	₦
	INVESTMENT LAND & BUILDING		
	Land & Buildings - Office	-	-
	Land & Buildings - Residential	14,588,665,452.86	14,558,665,452.86
		14,588,665,452.86	14,558,665,452.86

32	INTANGIBLE ASSETS	COMPUTER SOFTWARE	RESEARCH AND DEVELOPMENT	TOTAL
		10%	10%	
		₦	₦	₦
	COST			
	Opening Balance	619,379,890.13	11,688,721,644.65	12,308,101,534.78
	Additions during the year	880,000.00	9,534,715,837.29	5,471,270,185.83
	Closing Balance	620,259,890.13	21,223,437,481.94	17,779,371,720.61
	ACCUMULATED AMORTIZATION::			
	Balance As at 1/1/2021	149,496,299.97	2,595,390,653.05	2,744,886,953.02
	Charge for the Year	62,025,989.01	2,122,343,784.19	1,777,937,172.06
	Balance As at 31/12/2021	211,522,288.98	4,717,734,401.24	4,522,824,125.08
	NET BOOK VALUE			
	Balance AS AT 31/12/2021	408,737,601.15	12,847,809,994.38	13,256,547,595.53
	Balance AS AT 31/12/2020	469,883,590.16	9,093,330,991.60	9,563,214,581.76





33	DEPOSITS		TOTAL	2021	2020
	Contract Retention Fee		-	-	-
	Prison In-Mate Deposits		-	-	-
			-	-	-

34	LOANS & DEBTS (SHORT-TERM)		Total	2021	2020
			₦	₦	₦
	Short Term Borrowing				
	Balance Brought Forward		-	-	-
	ADD:		-	-	-
	Additions within the Year		-	-	-
	Accumulated Interest/Charges		-	-	-
	Sub-Total (A)		-	-	-
	LESS:				
	Repayments for the Year		-	-	-
	Accumulated Interest/Charges Paid in the Year		-	-	-
	Loan Reclassification		-	-	-
	Sub-Total (B)		-	-	-
	Closing Balance		-	-	-

35	UNREMITTED DEDUCTIONS		BAL. B/D	DEDUCTIONS DURING YR.	REMITTANCES DURING YR.	BAL. C/D
	UNREMITTED TAXES		-	-	-	-
	UNREMITTED DEDUCTIONS FROM SALARY		-	-	-	-
			-	-	-	-
35.1	UNREMITTED TAXES		-	-	-	-
	UNREMITTED TAXES: PAYE		-	-	-	-
	UNREMITTED TAXES: WHT		-	-	-	-
	UNREMITTED TAXES: ED SG DEV. LEVY		-	-	-	-
	UNREMITTED TAXES: VALUE ADDED TAX ED SG DEV. LEVY		-	-	-	-
			-	-	-	-
35.2	UNREMITTED DEDUCTIONS FROM SALARY		-	-	-	-
	NATIONAL HEALTH INSURANCE SCHEME		-	-	-	-
	CONTRIBUTORY PENSION SCHEME		-	-	-	-
	UNION DUES		-	-	-	-
	CO-OPERATIVE SOCIETY		-	-	-	-
	NATIONAL HOUSING FUND		-	-	-	-
	WELFARE LOAN SCHEME		-	-	-	-
	POVERTY ALLEVIATION SCHEME		-	-	-	-

	UNREMITTED DEDUCTIONS FROM SALARY		BAL. B/D	DEDUCTIONS DURING YR.	REMITTANCES DURING YR.	BAL. C/D
	PRESIDENTIAL MVA SCHEME		-	-	-	-
	PRESIDENTIAL PIONEER CAR REFURBISHING LOAN SCHEME		-	-	-	-
	REFUSE DISPOSAL DEDUCTION		-	-	-	-
	LOAN DEDUCTIONS		-	-	-	-
	PAYCUT RECOVERABLE		-	-	-	-
	OTHER DEDUCTIONS		-	-	-	-
			-	-	-	-





36	ACCRUED EXPENSES (INCLUDING PENSION & GRATUITY)		2021	2020
			N	N
	Personnel Emoluments		-	-
	Pension & Gratuity	SPL 15	24,599,115,964.88	20,001,133,096.38
	Professional Fees		-	-
	Goods & Services		-	-
	Utilities		-	-
	Staff Claims		-	-
	Recurrent Overhead Payable		-	-
	Others		-	-
	Fixed Asset Expenditure Payables	SPL 15	2,902,267,204.26	5,312,828,155.96
	TOTAL		27,501,383,169.14	25,313,961,252.34

37	CURRENT PORTION OF BORROWING		2021	2020
			N	N
	EDSG Bond & Others		-	-
	Bi-Lateral Loans		-	-
	Multi-Lateral Loans		-	-
			-	-

38	PUBLIC FUNDS		2021	2020
38.1	TRUST FUNDS			
	EDUCATION TRUST FUND		-	-
	PETROLUUM TECHNOLOGY DEVELOPMENT FUND		-	-
			-	-

38.2	REVOLVING FUNDS			
			-	-
			-	-
38.3	OTHER FUNDS			
	Police Reward Fund		-	-
	Prison Reward Fund		-	-
	Armed Forces Reward Fund		-	-
	Nigerian Ex-Servicemen Reward Fund		-	-
	Cocoa Research Institute of Nigeria Fund		-	-
	Fertilizer Revolving Fund		-	-
	Sinking Fund for Judgment Debt Fund		-	-
			-	-
	GRAND TOTAL		-	-

39	BORROWINGS		Opening Balance	Addition During the Year	Repayments During the Year	Adjustments During the Year	Closing Balance
			N	N	N	N	N
39.1A	INTERNAL LOAN STOCK		-	-	-	-	-
	Short Term Borrowings		-	-	-	-	-
	Sub-Total		-	-	-	-	-

	BORROWINGS		Opening Balance	Addition During the Year	Repayments During the Year	Adjustments During the Year	Adjustment for Exchange Rate (gain)/Loss	Closing Balance
39.1B	LONG-TERM BORROWINGS		-	-				
	EDSG Bond & Other Long Term Borrowings	SPL 16	54,140,483,671.82	35,075,968,617.19	7,540,661,101.79	2,473,534,202.16		84,149,325,389.38
	Bi-Lateral Loans	SPL 16	-					-
	Multi-Lateral Loans	SPL 16	106,513,994,073.22	2,941,845,641.67	1,338,894,176.79		5,990,205,785.47	114,107,151,323.57
	SUB-TOTAL		160,654,477,745.04	38,017,814,258.86	8,879,555,278.58	2,473,534,202.16	5,990,205,785.47	198,256,476,712.95
	TOTAL BORROWINGS		160,654,477,745.04	38,017,814,258.86	8,879,555,278.58	2,473,534,202.16	5,990,205,785.47	198,256,476,712.95





40	RESERVES	Opening Balance	Addition During the Year	Adjustments During the Year	Closing Balance
		N	N	N	N
	Statement of Financial Performance - Surplus/(Deficit)	-	-	-	-
	Valuation Reserve	341,178,703,847.90	-	-3,938,878,696.67	337,239,825,151.23
		341,178,703,847.90	-	-3,938,878,696.67	337,239,825,151.23

41	Accumulated Surpluses/(Deficits)	2021	2020
		N	N
	Opening Balance	107,035,744,676.79	93,669,738,776.46
	Surplus/(Deficit) for the Year	27,811,573,174.39	6,152,546,927.26
	Adjustments During the Year	SPL 17 -662,314,659.91	7,213,458,973.07
	BAL. B/D	134,185,003,191.27	107,035,744,676.79

42	FEDERATION ACCOUNTS	2021	2020
		N	N
	BAL. C/D		
	ADD: RECEIPTS		
	Statutory Allocation	27,665,057,049.61	28,645,338,515.22
	FAAC Special Allocations	1,010,467,095.42	4,362,809,734.90
	13% Mineral Derivation	29,002,337,302.93	13,121,996,566.22
	Exchange Rate Gain	255,910,766.59	1,831,995,694.93
	Refund of N10b Loan Deduction	449,862,978.36	269,917,786.77
	Refund of Excess Bank Charges	12,313,409.50	354,443,692.86
	Other FGN FAAC Fund	5,920,010,357.03	383,435,650.83
	FSP Budget Support Facility	-	66,433,497.70
	FG Loan (Bailout) to pay Salary	-	430,306,216.29
	Non-Oil Revenue	641,107,847.18	535,641,305.97
	Share of VAT	22,377,438,648.47	15,334,520,346.57
	Excess Crude	8,717,820,699.22	1,357,758,768.40
	Refund of CAC'S Loan	1,488,153,159.40	1,802,172,216.79
	Ecological Fund	100,767,543.80	-
	Health Intervention	386,870,810.86	-
	Stabilization Funds	-	-
	Fed. Govt. Refund Roads	-	-
	Total Receipt	98,028,117,668.37	68,496,769,993.45
	LESS:		
	Payment at Source (Note 43)	6,676,415,442.96	6,104,717,300.56
	AMOUNT DISTRIBUTED BY FAAC		
	Net Received	91,351,702,225.41	62,392,052,692.89

43	PAYMENTS AT SOURCE	2021	2020
	Restructuring of Commercial Banks Loan to FGN Bonds	1,888,117,172.92	1,888,117,172.88
	Foreign Loan to States/FGN Recovery	2,540,465,896.78	1,256,502,369.60
	Budget Support Facility	309,816,235.50	457,701,538.23
	Excess Crude Account Loan Facility	449,862,978.36	269,917,786.77
	FGN Bailout Loan to States and LGC	-	430,306,216.29
	Commercial Agric Credit Scheme (CAC)	1,488,153,159.40	1,802,172,216.79
		6,676,415,442.96	6,104,717,300.56
	Payment at Source: This Represents Payments made Directly from Federation Account before Distributing to the 3 Tiers of Government by FAAC		

44	Purchase and Construction of Assets	2021	2020
		N	N
	List of MDA: Administrative Sector	13,525,395,591.53	18,029,167,444.85
	List of MDA: Economic Sector	49,919,267,090.19	22,203,569,635.06
	List of MDA: Law and Justice Sector	114,300,950.00	2,696,000.00
	List of MDA: Regional Sector	-	-
	List of MDA: Social Sector	11,292,295,203.14	3,299,484,884.79
	Total Details of Capital Expenditures	74,851,258,834.86	43,534,917,964.70





NOTES TO GPFS FOR THE YEAR ENDED 31ST DECEMBER 2021

Supplementary Note: 1A

STATEMENT OF RECURRENT REVENUE
FOR THE YEAR ENDED 31ST DECEMBER 2021

CODE	DESCRIPTION	Year Ended 31st December 2021						31st December 2020		
		Estimates			Actual	Surplus	Shortfall	Remarks	Estimates	Actual
		Initial	Supplementary	Final						
40	Opening Balance	7,533,349,902.99	1,545,214,391.77	9,078,564,294.76	9,078,564,294.76				6,004,301,910.00	
13000000	AIDS & GRANTS									
13020302	Domestic grants	9,800,000,000.00	(4,400,000,000.00)	5,400,000,000.00	6,297,912,726.74	897,912,726.74	-		15,800,000,000.00	11,099,437,568.01
13020402	Foreign Grants	-	-		161,354,463.30	161,354,463.30	-		1,800,000,000.00	858,233,903.30
	Total - Aids & Grants	9,800,000,000.00	(4,400,000,000.00)	5,400,000,000.00	6,459,267,190.04	1,059,267,190.04	-	-	23,604,301,910.00	11,957,671,471.31
14000000	CAPITAL DEVELOPMENT FUND (CDF) RECEIPTS									
14020201	Ecological Fund & Other Capital Receipts	13,750,000,000.00	18,369,590,490.82	32,119,590,490.82	782,459,238.24	-	31,337,131,252.58		10,000,000,000.00	
14000000	Loan & Debts			-					-	
14030100	Domestic Loans	5,000,000,000.00	3,500,000,000.00	8,500,000,000.00	35,075,968,617.19	26,575,968,617.19	-		2,500,000,000.00	5,916,826,313.69
14030200	International Loans	10,300,000,000.00	(4,200,000,000.00)	6,100,000,000.00	2,941,845,641.67	-	3,158,154,358.33		16,050,000,000.00	-
	Total - CDF Receipts	29,050,000,000.00	17,669,590,490.82	46,719,590,490.82	38,800,273,497.10	26,575,968,617.19	34,495,285,610.91	-	28,550,000,000.00	5,916,826,313.69
	STATUTORY ALLOCATION									
11010101	Statutory Allocation (SRA)	36,883,392,191.21	-	36,883,392,191.21	29,540,081,019.87	-	7,343,311,171.34		29,345,771,101.57	31,147,734,735.07
11010104	13% Mineral Derivative	12,016,743,642.80	-	12,016,743,642.80	29,002,337,302.93	16,985,593,660.13	-		11,097,286,369.00	13,121,996,566.22
11010105	Budget Augmentation	208,757,284.03	-	208,757,284.03		-	208,757,284.03		521,893,210.08	66,433,497.70
11010106	Exchange Rate Gain	1,701,790,079.32	-	1,701,790,079.32	255,910,766.59	-	1,445,879,312.73		2,701,790,079.32	1,831,995,694.93
11010107	Bail out (ISPO)	467,108,974.24	-	467,108,974.24		-	467,108,974.24		-	-
11010118	NDA Nkwori Refund			-		-			-	-
11010108	NNPC Refunds			-		-			-	-
11010109	Refund of London/Paris Club	1,074,317,605.59	-	1,074,317,605.59		-	1,074,317,605.59		774,317,605.59	
11010110	Refund by Rivers State			-		-			-	-
11010111	Refund of N10 Billion			-	449,862,978.36	449,862,978.36	-		-	-
	1% Special Health Intervention			-		-			-	-
11010112	Excess Bank Charges	114,148,998.55	-	114,148,998.55	12,313,409.50	-	101,835,589.05		114,148,998.55	354,443,692.86
11010113	Other FG FAAC Funds including Excess Crude	12,508,435,919.65	-	12,508,435,919.65	6,930,477,452.45	-	5,577,958,467.20		4,275,544,893.89	5,281,886,691.70
	Total - Statutory Allocation	64,974,694,695.39	-	64,974,694,695.39	66,190,982,929.70	17,435,456,638.49	16,219,168,404.18	-	48,830,752,258.00	51,804,490,878.48
	VAT	15,172,500,000.00	-	15,172,500,000.00	22,377,438,648.47	7,204,938,648.47	-		10,115,000,000.00	15,334,520,346.57
	Excess Crude	1,500,000,000.00	-	1,500,000,000.00	8,717,820,699.22	7,217,820,699.22	-		1,500,000,000.00	1,357,758,768.40
	Total -	16,672,500,000.00	-	16,672,500,000.00	31,095,259,347.69	14,422,759,347.69	-	-	11,615,000,000.00	16,692,279,114.97





STATEMENT OF RECURRENT REVENUE FOR THE YEAR ENDED 31ST DECEMBER 2021 Contd.

CODE	DESCRIPTION	Year Ended 31st December 2021						31st December 2020		
		Estimates			Actual	Surplus	Shortfall	Remarks	Estimates	Actual
		Initial	Supplementary	Final						
	Non-Oil Revenue				641,107,847.18	641,107,847.18	-	-	-	
	Refund of Police					-	-	-	-	
	refund of Judiciary					-	-	-	-	
	Capital Refund					-	-	-	-	
	Pension Reimbursement					-	-	-	-	
	FG Loan (Bailout) to pay Salaries					-	-	-	-	
	Total -	-	-		641,107,847.18	641,107,847.18	-	-	-	
	SHARE OF FAAC	81,647,194,695.39	-	81,647,194,695.39	97,927,350,124.57	31,858,215,986.18	16,219,168,404.18	-	60,445,752,258.00	
	OTHER NON-EXCHANGE TRANSACTIONS									
	Personal Taxes	24,600,754,512.12		24,600,754,512.12	22,200,044,321.17	-	2,400,710,190.95	18,600,754,512.12	17,663,827,776.62	
	Licences	257,265,000.00		257,265,000.00	1,770,836,950.66	1,513,571,950.66	-	257,265,000.00	734,608,217.23	
	Mining Rent & Royalties									
	Fees	7,395,803,125.00		7,395,803,125.00	12,220,466,427.15	4,824,663,302.15	-	4,005,103,125.00	6,399,789,055.94	
	Fines	285,370,000.00		285,370,000.00	22,863,922.59	-	262,506,077.41	245,370,000.00	18,778,506.27	
	Total - Other Non-exchange Transactions	32,539,192,637.12		32,539,192,637.12	36,214,211,621.57	6,338,235,252.81	2,663,216,268.36	-	23,108,492,637.12	
	EXCHANGE TRANSACTIONS									
	Sales	549,611,375.00		549,611,375.00	116,983,305.21	-	432,628,069.79	549,591,375.00	124,691,441.09	
	Earnings	532,566,000.00		532,566,000.00	104,674,221.11	-	427,891,778.89	447,966,000.00	386,328,804.13	
	Rent on Government Property	160,005,347.00		160,005,347.00	214,165,592.90	54,160,245.90	-	160,005,347.00	123,367,353.25	
	Rent on Lands & Others	36,000,000.00		36,000,000.00	2,612,542.19	-	33,387,457.81	36,000,000.00	19,703,777.11	
	Investment Income	2,170,237,004.88		2,170,237,004.88	1,900,141,821.22	-	270,095,183.66	2,920,237,004.88	2,533,900,885.58	
	Interest	-		-	9,485,693.31	9,485,693.31	-	-	7,242,344.75	
	Audit fee	54,200,000.00		54,200,000.00	2,358,972.00	-	51,841,028.00	54,200,000.00	5,071,030.65	
	Exchange Rate Gains									
	Re-Imbursement/Misc.			-	104,230,655.84	104,230,655.84	-	-	-	
	Gains on Disposal of Assets			-				-	-	
	Shares on Surplus/(Deficit) in Association Companies			-				-	-	
	Total - Exchange Transactions	3,502,619,726.88		3,502,619,726.88	2,454,652,803.78	167,876,595.05	1,215,843,518.15	-	4,167,999,726.88	
	Total IGR - Non-exchange and Exchange Transactions	36,041,812,364.00	-	36,041,812,364.00	38,668,864,425.35	6,506,111,847.86	3,879,059,786.51	-	27,276,492,364.00	
	GRAND TOTAL (REVENUE)	156,539,007,059.39	13,269,590,490.82	169,808,597,550.21	181,855,755,237.06	65,999,563,641.27	54,593,513,801.60	-	114,388,576,971.07	





SUPPLEMENTARY NOTES TO GPFS FOR THE YEAR ENDED 31ST DECEMBER 2021

SUPPLEMENTARY NOTE 1A

GOVERNMENT SHARE OF FAAC
(STATUTORY REVENUE)

MONTH	2021			2020		
	A	B	A+B	A-B	B	A
	NET RECEIPT	DEDUCTION AT SOURCE	GROSS RECEIPT	NET RECEIPT	DEDUCTION AT SOURCE	GROSS RECEIPT
	N	N	N	N	N	N
JANUARY	-	417,626,068.97	417,626,068.97	2,647,177,728.66	746,693,292.48	3,393,871,021.14
FEBRUARY	2,180,062,362.40	249,148,070.25	2,429,210,432.65	2,063,529,993.17	746,693,292.48	2,810,223,285.65
MARCH	1,793,694,257.47	384,434,721.09	2,178,128,978.56	1,832,980,471.20	768,030,936.96	2,601,011,408.16
APRIL	1,871,431,171.62	384,434,721.09	2,255,865,892.71	2,178,157,245.24	468,947,268.28	2,647,104,513.52
MAY	2,140,520,913.77	519,721,371.93	2,660,242,285.70	1,731,129,424.64	392,917,195.50	2,124,046,620.14
JUNE	1,651,874,620.19	249,148,070.25	1,901,022,690.44	2,524,407,586.36	392,917,195.50	2,917,324,781.86
JULY	2,554,557,429.13	639,342,838.84	3,193,900,267.97	1,988,729,572.89	392,917,195.50	2,381,646,768.39
AUGUST	2,807,975,278.76	973,518,383.66	3,781,493,662.42	2,792,434,499.29	392,917,195.50	3,185,351,694.79
SEPTEMBER	1,993,195,440.87	729,285,762.61	2,722,481,203.48	2,734,223,995.39	416,849,269.38	3,151,073,264.77
OCTOBER	2,068,732,308.15	729,285,762.04	2,798,018,070.19	1,733,670,981.50	416,849,269.38	2,150,520,250.88
NOVEMBER	965,132,386.46	729,285,762.04	1,694,418,148.50	1,526,442,668.70	416,849,269.38	1,943,291,938.08
DECEMBER	3,387,119,930.25	671,183,910.19	4,058,303,840.44	1,290,133,267.47	552,135,920.22	1,842,269,187.69
	<u>23,414,296,099.07</u>	<u>6,676,415,442.96</u>	<u>30,090,711,542.03</u>	<u>25,043,017,434.51</u>	<u>6,104,717,300.56</u>	<u>31,147,734,735.07</u>

SHARE OF STATUTORY ALLOCATION

MONTH	2021					2020
	E= A+B+C+D	A	B	C	D	
	TOTAL SRA & OTHER AGENCIES	STATUTORY ALLOCATION: OTHER AGENCIES	SHARE OF EXCESS CRUDE OIL ACCOUNT	VALUE ADDED TAX ALLOCATION	SHARE OF STATUTORY ALLOCATION	SHARE OF STATUTORY ALLOCATION
	N	N	N	N	N	N
JANUARY	2,214,431,480.84	1,796,805,411.87	-	-	417,626,068.97	2,953,609,791.04
FEBRUARY	6,182,926,586.30	2,147,747,232.31	-	1,605,968,921.34	2,429,210,432.65	2,766,128,339.91
MARCH	5,450,446,980.95	1,439,645,619.73	-	1,832,672,382.66	2,178,128,978.56	4,332,237,811.39





MONTH	2021					2020
	E= A+B+C+D	A	B	C	D	SHARE OF STATUTORY ALLOCATION
	TOTAL SRA & OTHER AGENCIES	STATUTORY ALLOCATION: OTHER AGENCIES	SHARE OF EXCESS CRUDE OIL ACCOUNT	VALUE ADDED TAX ALLOCATION	SHARE OF STATUTORY ALLOCATION	SHARE OF STATUTORY ALLOCATION
APRIL	16,914,276,441.50	12,803,809,766.85	-	1,854,600,781.94	2,255,865,892.71	3,173,474,837.59
MAY	8,471,420,508.39	3,845,534,499.68	-	1,965,643,723.01	2,660,242,285.70	2,934,615,211.27
JUNE	4,614,198,057.02	798,131,158.13	-	1,915,044,208.45	1,901,022,690.44	2,289,819,187.26
JULY	8,341,366,035.57	3,517,000,572.53	-	1,630,465,195.07	3,193,900,267.97	2,784,345,081.91
AUGUST	7,433,031,845.56	1,992,293,890.42	-	1,659,244,292.72	3,781,493,662.42	4,565,768,168.13
SEPTEMBER	4,792,803,663.78	2,070,322,460.30	-	-	2,722,481,203.48	2,493,887,154.19
OCTOBER	6,240,852,090.44	1,458,846,554.66	-	1,983,987,465.59	2,798,018,070.19	3,392,669,024.57
NOVEMBER	7,069,060,159.53	1,696,511,553.26	-	3,678,130,457.77	1,694,418,148.50	2,804,473,233.14
DECEMBER	20,303,303,818.49	3,275,498,058.91	8,717,820,699.22	4,251,681,219.92	4,058,303,840.44	2,858,007,417.98
	98,028,117,668.37	36,842,146,778.65	8,717,820,699.22	22,377,438,648.47	30,090,711,542.03	37,349,035,258.38

SUPPLEMENTARY NOTE 2

TAX REVENUE

CODE	PARTICULARS	2021 ACTUAL	2020 ACTUAL
12010101	Personal Taxes	15,500,022,915	13,780,566,551.59
12010104	Stamp Duty	80,238,905	31,454,826.44
12010105	Pool Betting Tax	90,400,000	645,000.00
12010106	Development Tax/Levy	-	6,126,030.19
12010107	Capital Gain Tax	51,219,765	36,528,148.56
12010108	Direct Assessment	1,412,039,235	1,161,959,884.97
12010109	Withholding Tax	1,987,830,164	2,089,915,614.97
12010110	Consumption Tax	400,800,970	193,052,987.58
12010112	Tax Audit	2,677,492,367	363,578,732.32
		22,200,044,321.17	17,663,827,776.62





**SUPPLEMENTARY NOTE 3:
NON - TAX
REVENUE**

		<u>2021</u>	<u>2020</u>
		ACTUAL	ACTUAL
12020100	Licences (Note 3.1)	1,770,836,951	734,608,217
12020400	Fees (Note 3.2)	12,220,466,427	6,399,789,056
12020500	Fines (Note 3.3)	22,863,923	18,778,506
12020600	Sales (Note 3.4)	116,983,305	124,691,441
12020700	Earnings (Note 3.5)	104,674,221	386,328,804
12020800	Rent on Government Buildings (Note 3.6)	214,165,593	123,367,353
12020900	Rent on Lands and Others (Note 3.7)	<u>2,612,542</u>	<u>19,703,777</u>
		<u>14,452,602,962</u>	<u>7,807,267,155</u>

		<u>2021</u>	<u>2020</u>
	PARTICULARS	ACTUAL	ACTUAL
Note 3.1	LICENCES		
12020109	Registration Of Voluntary Organisation	1,103,500.00	3,999,500.00
12020121	Hunting Permits		745.65
12020123	Registration Fees for NGOs	985,000.00	270,000.00
12020129	Pool Betting & Casino Licences/	143,472,303.36	37,901,208.82
12020132	Motor Vehicle License	1,589,569,264.86	635,428,525.68
12020133	Drivers' Licences	21,171,504.69	-
12020134	Patent Medicine & Drug Stores L	3,922,108.25	6,150,765.85
12020135	Private Schools Licences		6,441,722.50
12020136	Health Facilities Licences	10,613,269.50	2,205,756.00
12020145	Miscellaneous Receipt	-	<u>42,209,992.73</u>
		<u>1,770,836,951</u>	<u>734,608,217</u>

Note 3.2	FEES	<u>2021</u>	<u>2020</u>
12020401	Court Fees	349,865,122.86	332,421,007.79
12020402	Registration of Bus Premises		-
12020403	News/Communication		-
12020410	Electrical Inspectorate Fees		-
12020412	Research Testing Fees	305,000.00	-
12020413	Films Censorship/ Production F		-
12020417	Contractor Registration Fees	45,906,417.82	51,704,865.17
12020418	Marriage/ Divorce Fees	70,000.00	140,100.00





	FEES	2021	2020
12020424	Accreditation Fees		2210180.13
12020427	Tender Fees	124,471,112.15	55,806,439.54
12020428	Fire Safety Certificate Fees	60,000.00	
12020436	Bill Board Advertisement Fees		-
12020437	Deeds Registration Fees	200,135,508.94	84178156.19
12020438	Survey/ Planning/ Building Fees	658,771,915.17	560,365,203.34
12020440	Medical Consultancy Fees	3,100,840.00	487,990.00
12020441	Laboratory Fees		10,000.00
12020442	Association Fees		74,000.00
12020443	Birth & Death Registration Fees		-
12020446	Agricultural/Vetinary Services		819,000.00
12020447	Land Use Fees	325,537,140.98	70,558,063.32
12020448	Development Levies	263,297,093.71	226,015,927.57
12020449	Business/Trade Operating Fees	79,208,193.02	34,171,578.87
12020450	Inspection Fees	140,060.00	
12020451	Timber & Forest Fees	414,222,924.48	259,194,343.77
12020453	Applications Fees	1,014,398,376.52	766,572,563.92
12020454	Parking Fees		-
12020456	School Tuition/Registration/Exa	8,017,920,915.86	3,715,758,343.40
12020460	Building Plan Approval Fees		-
12020461	Title Transfer Fees		-
12020462	Publication Fees	273,000.00	475,000.00
12020463	Hospital Service Registration F	21,043,070.00	13,981,025.00
12020464	Hospital Service Charges	571,362,663.20	175,098,835.00
12020465	Sports/Recreational Facilities	14,716,227.50	5,472,250.00
12020467	Traffic Offence	103,146,769.94	37,144,030.00
12020485	Attestation Fees	2,944,730.00	1,320,859.60
12020486	New Connection		9,600.00
	Public Address Equipment Fees	3,000.00	
12020493	Haulage Fees	9,566,345.00	5,799,693.33
		12,220,466,427.15	6,399,789,055.94

Note 3.3	FINES AND PENALTIES		
12020501	Fines/Penalties	6,293,322.59	206,500.00
12020503	Dislodging Of Effluent/Pollution	16,570,600.00	13,996,106.27
12020505	Forestry Line	-	4,575,900.00
		22,863,922.59	18,778,506.27





Note 3.4	SALES		
12020601	Sales Of Journal & Publications	430,595.67	200,000.00
12020604	Sales Of Stores/Scraps/Unservic	12,896,251.25	-
12020606	Sales Of Bills Of Entries/Appli	-	92,600.00
12020609	Proceeds From Sales Of Farm Pro	54,345,888.29	41,875,551.11
12020611	Proceeds From Sales Of Govt. Ve	-	569,128.00
12020612	Proceeds From Sales Of Drugs An	47,891,570.00	81,334,161.98
12020604	Sales Of Stores/Scraps/Unservic	-	-
12020608	Sales Of Improved Seeds/Chemica	-	-
12020617	Sales Of Plan Phostat Print/Map	1,419,000.00	620,000.00
		116,983,305.21	124,691,441.09

Note 3.5	EARNINGS	2021	2020
12020701	Earnings From Consultancy Service	-	-
12020702	Earnings From Laboratory Service	-	31,581,730
12020703	Earnings From Hire Of Plants & Equipment	65,000	-
12020707	Earnings From Medical Services	89,809,721	338,988,153
12020708	Earnings From Agricultural Production	133,000	7,970,221
12020709	Earnings From Tourism/Culture	11,743,500	215,000
12020711	Earnings From Commercial Activities	1,344,000	7,057,200
12020714	Earnings From Ict Services	94,000	-
12020714	Earnings From Ict Services	-	230,000
12020715	Maintenance/Repairs Fees	1,485,000	286,500
12020716	Newspaper	-	-
12021402	Insurance Claims	-	-
		104,674,221.11	386,328,804.13

Note 3.6	RENT ON GOVERNMENT BUILDINGS		
12020803	Rent On Govt Buildings	214,165,592.90	123,367,353.25

Note 3.7	RENT ON LANDS AND OTHERS		
12020902	Rent On Oil Plot & Aerodromes	1,939,912.00	65,000.00
12020903	Rents & Premium On The Allocation	672,630.19	11,385,995.85
12020906	Rents On Govt. Properties	-	8,252,781.26
		2,612,542.19	19,703,777

SUPPLEMENTARY NOTE 4

	INVESTMENT INCOME		
12021102	Dividend Received	1,900,141,821.22	2,533,900,886
12021103	Other Investment Income	-	-
12021212	Interest On Treasury Bills	-	-
		1,900,141,821.22	2,533,900,885.58

SUPPLEMENTARY NOTE 5

	BANK INTEREST		
12021210	Bank Interest	9,485,693	7,242,344.75

SUPPLEMENTARY NOTE 6

	RE-IMBURSEMNT/MISC. INCOME	2021	2020
12021301	Re-Imbursement/Misc.	104,230,655.84	149,832.70
12021302	Audit Fees	2,358,972.00	4,921,197.95
		106,589,627.84	5,071,030.65





SUPPLEMENTARY NOTES TO GPFS FOR THE YEAR ENDED 31ST DECEMBER 2021

SUPPLEMENTARY NOTE 7a

STATEMENT OF RECURRENT EXPENDITURE (PERSONNEL COST)
FOR THE YEAR ENDED 31ST DECEMBER 2021

CODE	DESCRIPTION	Year Ended 31st December 2021						31st December 2020		
		Estimates			Actual	Savings	Excess	Remarks	Estimates	Actual
		Initial	Supplementary	Final						
	ADMINISTRATIVE SECTOR									
0-11111300100	Dept. Of Govt. House & Protocol (GHP)	80,000,000.00	-	80,000,000.00	73,197,679.03	6,802,320.97	-		70,000,000.00	74,617,072.04
0-11100100100	Office of the Governor (OEG)			-		-	-		-	
0-11100100900	Edos State Rapid Response Agency (RRA)			-		-	-		-	
0-11100100200	Office of the Deputy Governor	25,000,000.00	5,000,000.00	30,000,000.00	219,124,712.14	-	189,124,712.14		22,000,000.00	192,215,396.65
0-11100300100	Office of SSG			-		-	-		-	
0-11100700100	Director of Cabinet Political & Special Services	50,000,000.00	-	50,000,000.00	42,687,728.43	7,312,271.57	-		40,000,000.00	38,309,064.85
0-11110500100	Director of Central Admin	3,000,000,000.00	(1,000,000,000.00)	2,000,000,000.00	1,891,817,385.79	108,182,614.21	-		2,800,000,000.00	3,574,780,702.48
0-11111100100	Ministry of Investment & Public Private Partnership			-		-	-		-	
0-11100100300	Skill Development Agency	100,000,000.00	(80,000,000.00)	20,000,000.00		20,000,000.00	-		-	
0-11100102000	Ministry of Public Safety and Security	1,000,000,000.00	(900,000,000.00)	100,000,000.00		100,000,000.00	-		-	-
0-11100100100	Edo State Public Procurement Agency	32,000,000.00	3,000,000.00	35,000,000.00	37,920,007.03	-	2,920,007.03		27,000,000.00	25,645,278.31
0-11102100200	Edo State Liaison Office Lagos			-		-	-		-	
0-11102100200	Edo State Liaison Office Abuja			-		-	-		-	
0-12100100100	Office of Head of Service			-		-	-		-	





0-12500500100	Director Estab, Training & Manpower Dev.	50,000,000.00	-	50,000,000.00	40,696,691.99	9,303,308.01	-	40,000,000.00	35,427,099.19	
0-11103500100	Edo State Pensions Bureau			-	372,000.00	-	372,000.00	-	-	
0-12300100100	Ministry of Communication & Orientation	55,000,000.00	5,000,000.00	60,000,000.00	52,786,321.99	7,213,678.01	-	50,000,000.00	42,763,945.18	
0-12300300100	Edo Broadcasting Service (EBS)	180,000,000.00	(30,000,000.00)	150,000,000.00	118,119,102.75	31,880,897.25	-	151,000,000.00	133,639,663.04	
0-12305500100	Bendel Newspaper Limited	150,000,000.00	-	150,000,000.00	131,462,814.76	18,537,185.24	-	129,000,000.00	123,931,123.71	
0-14000100100	Office of the Auditor General (State)	90,000,000.00	-	90,000,000.00	76,607,132.97	13,392,867.03	-	75,000,000.00	71,685,146.99	
0-14000200100	Office of the Auditor General (L.G)	50,000,000.00	(5,000,000.00)	45,000,000.00	37,537,508.30	7,462,491.70	-	40,000,000.00	39,093,533.13	
0-14700100100	Civil Service Commission	55,000,000.00	(5,000,000.00)	50,000,000.00	38,376,442.76	11,623,557.24	-	42,000,000.00	33,687,955.25	
0-11200300100	Edo State House of Assembly	2,000,000,000.00	-	2,000,000,000.00	1,342,109,421.64	657,890,578.36	-	1,500,000,000.00	1,294,015,144.26	
0-11200400100	House of Assembly Commission			-		-	-	-		
0-14800100100	Edo State Independent Electoral Commission	80,000,000.00	(25,000,000.00)	55,000,000.00	51,551,513.44	3,448,486.56	-	65,000,000.00	50,802,725.59	
	Total - Administrative Sector	6,997,000,000.00	(2,032,000,000.00)	4,965,000,000.00	4,154,366,463.02	1,003,050,256.15	192,416,719.17	-	5,051,000,000.00	5,730,613,850.67
	ECONOMIC SECTOR									
0-21500100100	Min. Of Agriculture & Natural Resources	860,000,000.00	(210,000,000.00)	650,000,000.00	389,972,769.14	260,027,230.86	-	455,000,000.00	363,543,293.54	
0-22000100100	Ministry of Finance	270,000,000.00	(170,000,000.00)	100,000,000.00	59,329,370.25	40,670,629.75	-	125,000,000.00	51,433,839.70	
0-22000700100	Office of Accountant General	75,000,000.00	8,000,000.00	83,000,000.00	64,811,733.52	18,188,266.48	-	60,000,000.00	55,621,268.37	
0-22000700100	Project Finance Mgt Unit			-		-	-	-		
0-22000704200	Central Internal Audit	10,000,000.00	-	10,000,000.00		10,000,000.00	-	5,000,000.00		
0-22000800100	Edo Internal Revenue Service	900,000,000.00	-	900,000,000.00	897,041,589.97	2,958,410.03	-	900,000,000.00	784,087,866.15	





0-22200100100	Min. Of Wealth Creation & Employments	140,000,000.00	-	140,000,000.00	117,206,801.05	22,793,198.95	-		116,000,000.00	120,434,163.82
0-22800100100	Min. Of Science and Technology	30,000,000.00	-	30,000,000.00	20,157,730.82	9,842,269.18	-		25,000,000.00	21,283,407.37
0-22200100200	Board for Technical Education			-		-	-		-	
0-22800700100	Information Technology Agency	190,000,000.00	-	190,000,000.00	134,598,236.56	55,401,763.44	-		140,000,000.00	127,570,009.65
0-22900100100	Min. Of Transport			-		-	-		5,000,000.00	

STATEMENT OF RECURRENT EXPENDITURE (PERSONNEL COST) FOR THE YEAR ENDED 31ST DECEMBER 2021 Contd.

CODE	DESCRIPTION	Year Ended 31st December 2021						Remarks	31st December 2020	
		Estimates			Actual	Savings	Excess		Estimates	Actual
		Initial	Supplementary	Final						
0-22905500100	Edo State Traffic Mgt Agency (EDSTMA)	370,000,000.00	130,000,000.00	500,000,000.00	478,366,256.21	21,633,743.79	-		300,000,000.00	352,286,801.97
0-23100100100	Min. of Energy & Electricity	105,000,000.00	(5,000,000.00)	100,000,000.00	82,656,187.25	17,343,812.75	-		130,000,000.00	28,682,008.27
0-23305200100	Min. Of Mining, Oil & Gas	43,000,000.00	(3,000,000.00)	40,000,000.00	30,992,905.81	9,007,094.19	-		40,000,000.00	34,461,738.09
0-23400100100	Min. Of Infrastructure	280,000,000.00	(70,000,000.00)	210,000,000.00	193,940,996.75	16,059,003.25	-		240,000,000.00	230,559,782.35
0-23600100100	Min. Of Arts, Culture & Diaspora	105,000,000.00	(5,000,000.00)	100,000,000.00	85,591,841.32	14,408,158.68	-		87,000,000.00	84,418,413.23
0-23800100100	Min. Of Budget, Planning & Eco. Dev.	130,000,000.00	-	130,000,000.00	107,108,130.22	22,891,869.78	-		110,000,000.00	107,745,682.38
0-25200100100	Min. of Water Resources	360,000,000.00	10,000,000.00	370,000,000.00	332,805,965.33	37,194,034.67	-		320,000,000.00	343,108,952.19
0-25300100100	Min. of Pysical Planning & Urban Dev.	150,000,000.00	5,000,000.00	155,000,000.00	152,287,546.06	2,712,453.94	-		130,000,000.00	124,393,823.62
0-25300100300	Edo Development Control Agency	20,000,000.00	-	20,000,000.00		20,000,000.00	-		10,000,000.00	
0-25305300100	Edo State Dev. & Prop. Authority (EDPA)	45,000,000.00	(5,000,000.00)	40,000,000.00	25,412,088.42	14,587,911.58	-		40,000,000.00	32,473,213.21
0-26000100100	Lands Bureau			-		-	-		-	
0-26000200100	Edo State Geographical Info. System (Edo GIS)	75,000,000.00	5,000,000.00	80,000,000.00	81,380,614.64		1,380,614.64		80,000,000.00	73,348,401.40





	Total - Economic Sector	4,158,000,000.00	(310,000,000.00)	3,848,000,000.00	3,253,660,763.32	595,719,851.32	1,380,614.64		3,318,000,000.00	2,935,452,665.31
	LAW & JUSTICE SECTOR									
0-31801100100	Judicial Service Commission	68,000,000.00	2,000,000.00	70,000,000.00	60,926,979.35	9,073,020.65	-		65,000,000.00	58,325,327.03
0-32600100100	Min. Of Justice	475,000,000.00	(50,000,000.00)	425,000,000.00	410,674,246.34	14,325,753.66	-		410,000,000.00	392,944,476.82
0-32605100100	Law Reform Commission (LRC)	12,000,000.00	-	12,000,000.00		12,000,000.00	-		10,000,000.00	20,083,000.18
0-32605100100	Edo State Judiciary (HCJ)	2,200,000,000.00	(200,000,000.00)	2,000,000,000.00	1,791,115,654.82	208,884,345.18	-		1,900,000,000.00	1,826,339,327.39
0-32605200100	Customary Court Dept.	-	-	-	-	-	-		-	-
	Total - Law & Justice Sector	2,755,000,000.00	(248,000,000.00)	2,507,000,000.00	2,262,716,880.51	244,283,119.49	-		2,385,000,000.00	2,297,692,131.42

CODE	DESCRIPTION	Year Ended 31st December 2021					Remarks	31st December 2020		
		Estimates			Actual	Savings		Excess	Estimates	Actual
		Initial	Supplementary	Final						
	SOCIAL SECTOR									
0-51300100100	Min. of Youths & Sports	1,320,000,000.00	(210,000,000.00)	1,110,000,000.00	80,640,487.20	1,029,359,512.80	-		1,070,000,000.00	906,925,471.51
0-51400100100	Min. of Social Dev. & Gender Issues	85,000,000.00	(10,000,000.00)	75,000,000.00	86,016,908.54	-	11,016,908.54		75,000,000.00	88,833,439.45
0-51700100100	Min. Sec., Tech & Tertiary Education	14,070,000,000.00	(2,020,000,000.00)	12,050,000,000.00	8,309,573,376.36	3,740,426,623.64	-		11,659,000,000.00	9,688,628,212.12
0-51706500100	Min of Basic Education (Including SUBEB)	130,000,000.00	(10,000,000.00)	120,000,000.00	97,921,218.23	22,078,781.77	-		120,000,000.00	101,328,894.00
0-52100100100	Min. of Health (Including SSC)	6,150,000,000.00	35,000,000.00	6,185,000,000.00	5,789,443,657.29	395,556,342.71	-		5,260,000,000.00	5,007,296,596.38
0-53500100100	Min. of Environment & Public Utilities	260,000,000.00	(10,000,000.00)	250,000,000.00	931,968,552.91	-	681,968,552.91		220,000,000.00	166,360,191.24
0-55100100100	Min. of Local Govt. & Chieftaincy Affairs	80,000,000.00	(8,000,000.00)	72,000,000.00	63,654,594.09	8,345,405.91	-		60,000,000.00	58,330,138.15
0-55100400100	Local Govt. Service Commission			-		-	-		-	
21020201	Contributory Pension			-		-	-		-	
	Total - Social Sector	22,095,000,000.00	(2,233,000,000.00)	19,862,000,000.00	15,359,218,794.62	5,195,766,666.83	692,985,461.45		18,464,000,000.00	16,017,702,942.85





21010103	CRF SALARIES								
21010103 A	Office of the Governor/Deputy Governor	7,800,000.00		7,800,000.00	14,595,538.41	-	6,795,538.41	7,800,000.00	17,477,294.78
21010103 B	Office of the Deputy Governor	7,440,000.00		7,440,000.00		7,440,000.00	-	7,440,000.00	
21010103 C	Civil service Commission	22,000,000.00		22,000,000.00	15,817,717.68	6,182,282.32	-	22,000,000.00	20,229,564.02
21010103 D	Auditor General (State)	14,466,869.32		14,466,869.32	9,337,947.33	5,128,921.99	-	6,000,000.00	5,490,628.40
21010103 E	Auditor General (LG)	6,500,000.00		6,500,000.00		6,500,000.00	-	6,500,000.00	1,466,247.35
21010103 F	Audit Commission	10,000,000.00	(10,000,000.00)	-		-	-	-	
21010103 G	State Independent Electoral Commission	45,000,000.00	-	45,000,000.00	32,303,843.17	12,696,156.83	-	35,000,000.00	35,400,458.86

STATEMENT OF RECURRENT EXPENDITURE (PERSONNEL COST) FOR THE YEAR ENDED 31ST DECEMBER 2021 Contd.

CODE	DESCRIPTION	Year Ended 31st December 2021					Remarks	31st December 2020		
		Estimates			Actual	Savings		Excess	Estimates	Actual
		Initial	Supplementary	Final						
21010103 H	House of Assembly Service Commission	45,000,000.00		45,000,000.00	44,576,175.67	423,824.33	-	45,000,000.00	44,372,729.89	
21010103 I	Edo State Health Insurance Commission	10,000,000.00		10,000,000.00		10,000,000.00	-	10,000,000.00		
21010103 J	Edo State Audit Commission	10,000,000.00		10,000,000.00	32,202.27	9,967,797.73	-	10,000,000.00	-	
21010103 K	Law Reform Commission	40,000,000.00		40,000,000.00	1,010,406.74	38,989,593.26	-	40,000,000.00		
		-	-	-	-	-	-	10,000,000.00	-	
	Total - CRF Salaries	218,206,869.32	(10,000,000.00)	208,206,869.32	117,673,831.27	97,328,576.46	6,795,538.41	199,740,000.00	124,436,923.30	
	GRAND TOTAL	36,223,206,869.32	(4,833,000,000.00)	31,390,206,869.32	25,147,636,732.74	7,136,148,470.25	893,578,333.67	29,417,740,000.00	27,105,898,513.55	





SUPPLEMENTARY NOTE 7b						
SUMMARY OF RECURRENT EXPENDITURE (PERSONNEL) FOR THE YEAR ENDED 31ST DECEMBER 2021						
2020		YEAR 2021				
		STATE GOVERNMENT (B)				
ACTUAL	CODE	PERSONNEL COST	ACTUAL	AVERAGE MONTHLY COST	ANNUAL BUDGET	% OF BUDGETED AMOUNT ACHIEVED
5,855,050,773.97	0-11111300100/ 0-14800100100	Administrative Sector	4,270,997,685.28	355,916,473.77	5,123,206,869.32	83
2,935,452,665.31	0-21500100100/ 0-26000100100	Economic Sector	3,253,660,763.32	271,138,396.94	3,848,000,000.00	85
2,297,692,131.42	0-31800100100/ 0-32605200200	Law & Justice Sector	2,263,759,489.52	188,646,624.13	2,557,000,000.00	89
16,017,702,942.85	0-51300100100/ 0-55100400100	Social sector	15,359,218,794.62	1,279,934,899.55	19,862,000,000.00	77
-		-	-	-	-	
27,105,898,513.55		TOTAL	25,147,636,732.74	2,095,636,394.40	31,390,206,869.32	





SUPPLEMENTARY NOTE 8

STATEMENT OF CONSOLIDATED REVENUE FUND CHARGES - SOCIAL CONTRIBUTION AND BENEFITS

FOR THE YEAR ENDED 31ST DECEMBER 2021

CODE	DESCRIPTION	Year Ended 31st December 2021					31st December 2020		
		Estimates			Actual	Savings	Excess	Estimates	Actual
		Initial	Supplementary	Final					
	SOCIAL CONTRIBUTION								
21020201	State Health Insurance Contribution	1,000,000,000.00	-	1,000,000,000.00	228,506,663.50	771,493,336.50	-	-	
21020202	Contributory Pension (Employer's)	2,000,000,000.00	-	2,000,000,000.00	1,224,390,662.38	775,609,337.62	-	1,500,000,000.00	
21020203	Group Life Insurance	255,000,000.00	-	255,000,000.00	190,430,167.30	64,569,832.70	-	200,000,000.00	
21020206	Accrued Pension Rights Sinking Fund	<u>1,200,000,000.00</u>	-	<u>1,200,000,000.00</u>	-	<u>1,200,000,000.00</u>	-	-	
	Total - Social Contribution	4,455,000,000.00	-	4,455,000,000.00	1,643,327,493.18	2,811,672,506.82	-	1,700,000,000.00	
	SOCIAL BENEFITS								
21030101	Gratuities & Death Benefits/Other Contributions	1,000,000,000.00	-	1,000,000,000.00	1,506,918,368.42	-	506,918,368.42	1,000,000,000.00	
21030102	Pensions	9,800,000,000.00	-	9,800,000,000.00	13,324,855,058.70	-	3,524,855,058.70	9,500,000,000.00	
21020206	Accrued Pension Rights Sinking Fund	-	-	-	-	-	-	-	
22010104	State Health Insurance Contribution	-	-	-	-	-	-	200,000,000.00	
	Total - Social Benefits	10,800,000,000.00	-	10,800,000,000.00	14,831,773,427.12	-	4,031,773,427.12	10,700,000,000.00	
	GRAND TOTAL	<u>15,255,000,000.00</u>	<u>-</u>	<u>15,255,000,000.00</u>	<u>16,475,100,920.30</u>	<u>2,811,672,506.82</u>	<u>4,031,773,427.12</u>	<u>-</u>	
								<u>12,400,000,000.00</u>	
								<u>11,430,008,328.58</u>	





SUPPLEMENTARY NOTE 8.1

CONSOLIDATED REVENUE FUND CHARGES - SOCIAL CONTRIBUTION FOR YEAR ENDED 31ST DECEMBER 2021

MONTH	CP (EMPLOYER'S CONTRIBUTION)	NHIS CONTRIBUTION	GROUP LIFE INSURANCE	TOTAL
	N	-	N	N
JANUARY	115,265,815.16	-	31,000,000.00	146,265,815.16
FEBRUARY	-	-	31,000,000.00	31,000,000.00
MARCH	103,754,557.78	-	31,000,000.00	134,754,557.78
APRIL	107,539,727.93	25,588,256.90	31,000,000.00	164,127,984.83
MAY	111,179,590.08	25,670,156.97	31,000,000.00	167,849,747.05
JUNE	111,178,129.02	25,469,235.60	35,430,167.30	172,077,531.92
JULY	111,465,564.18	25,516,676.57	-	136,982,240.75
AUGUST	111,684,252.22	-	-	111,684,252.22
SEPTEMBER	111,836,882.71	50,436,386.81	-	162,273,269.52
OCTOBER	112,783,138.11	24,871,950.67	-	137,655,088.78
NOVEMBER	112,783,138.11	25,410,118.58	-	138,193,256.69
DECEMBER	114,919,867.08	25,543,881.40	-	140,463,748.48
TOTAL	1,224,390,662.38	228,506,663.50	190,430,167.30	1,643,327,493.18

SUPPLEMENTARY NOTE 8.2

CONSOLIDATED REVENUE FUND CHARGES - SOCIAL BENEFITS FOR YEAR ENDED 31ST DECEMBER 2021

MONTH	PENSION	GRATUITIES	DEATH BENEFIT	CONTRIBUTION TO OTHER EMPLOYEES	TOTAL
	N	N	N	N	
JANUARY	750,772,627.00	81,253,534.57	-	-	832,026,162
FEBRUARY	761,236,824.77	80,755,866.82	149,478,313.65	-	991,471,005
MARCH	764,003,202.79	35,556,408.07	-	7,917,600.00	807,477,211
APRIL	871,462,510.30	19,180,036.57	2,000,000.00	-	892,642,547
MAY	770,190,074.54	37,272,218.75	21,798,750.33	-	829,261,044
JUNE	769,803,090.56	28,027,743.30	23,604,220.91	-	821,435,055
JULY	1,545,354,162.95	5,294,698.02	3,192,784.80	-	1,553,841,646
AUGUST	1,565,089,876.61	-	-	-	1,565,089,877
SEPTEMBER	1,557,553,622.83	5,172,748.47	41,596,715.08	-	1,604,323,086
OCTOBER	796,931,541.22	-	51,898,761.08	-	848,830,302
NOVEMBER	1,574,831,186.72	-	88,207,305.58	-	1,663,038,492
DECEMBER	1,597,626,338.41	30,305,199.46	80,162,254.99	714,243,207.97	2,422,337,001
TOTAL	13,324,855,058.70	322,818,454.03	461,939,106.42	722,160,807.97	14,831,773,427.12





SUPPLEMENTARY NOTE 9									
STATEMENT OF RECURRENT EXPENDITURE (OVERHEAD COST)									
FOR THE YEAR ENDED 31ST DECEMBER 2021									
CODE	DESCRIPTION	Year Ended 31st December 2021					31st December 2020		
		Estimates			Actual	Savings	Excess	Estimates	Actual
		Initial	Supplementary	Final					
	<i>ADMINISTRATIVE SECTOR</i>								
0-1111300100	Dept. Of Govt. House & Protocol (GHP)	2,300,000,000.00	1,500,000,000.00	3,800,000,000.00	5,664,694,267.97	-	1,864,694,267.97	2,500,000,000.00	4,287,849,748.94
0-11100100100	Office of the Governor (OEG)	8,727,000,000.00	3,000,000.00	8,730,000,000.00	7,379,851,779.24	1,350,148,220.76	-	7,083,000,000.00	5,735,163,231.57
0-11100100900	Edos State Rapid Response Agency (RRA)			-		-	-	-	
0-11100100200	Office of the Deputy Governor	850,000,000.00	50,000,000.00	900,000,000.00	917,360,902.00	-	17,360,902.00	800,000,000.00	788,352,422.00
0-11100300100	Office of SSG	347,000,000.00	428,000,000.00	775,000,000.00	697,797,740.00	77,202,260.00	-	403,000,000.00	359,049,340.00
0-11101700100	Directorate of Cabinet Political & Special Services	15,000,000.00	5,000,000.00	20,000,000.00	19,696,350.00	303,650.00	-	15,000,000.00	22,455,950.00
0-11110500100	Directorate of Central Admin	150,000,000.00	100,000,000.00	250,000,000.00	551,483,111.60	-	301,483,111.60	160,000,000.00	177,613,169.05
0-11110500200	Special Overhead	350,000,000.00	100,000,000.00	450,000,000.00	76,572,564.28	373,427,435.72	-	350,000,000.00	365,602,041.65
0-11100200100	Special Adviser's Office			-		-	-	-	
0-11100100300	Skill Development Agency	100,000,000.00	-	100,000,000.00	53,060,014.40	46,939,985.60	-	50,000,000.00	21,584,719.00
0-11100102000	Ministry of Public Safety and Security	500,000,000.00	(400,000,000.00)	100,000,000.00		100,000,000.00	-	-	
0-11100100100	Edo State Public Procurement Agency	25,000,000.00	20,000,000.00	45,000,000.00	49,998,616.21	-	4,998,616.21	25,000,000.00	21,710,800.00
0-11111100100	Public Private Partnership	10,000,000.00	10,000,000.00	20,000,000.00	14,450,000.00	5,550,000.00	-	10,000,000.00	6,000,000.00
0-11102100200	Edo State Liaison Office Lagos	8,000,000.00	7,000,000.00	15,000,000.00	11,585,000.00	3,415,000.00	-	8,000,000.00	7,970,000.00
0-11102100200	Edo State Liaison Office Abuja	200,000,000.00	100,000,000.00	300,000,000.00	183,079,995.22	116,920,004.78	-	170,000,000.00	149,184,517.44
0-12100100100	Office of Head of Service	120,000,000.00	30,000,000.00	150,000,000.00	129,752,050.00	20,247,950.00	-	120,000,000.00	78,095,400.00
0-12500100200	Human Capital Enhancement Program	450,000,000.00	400,000,000.00	850,000,000.00	563,173,150.00	286,826,850.00	-	300,000,000.00	183,045,151.94





0-12500500100	Directorate of Estab, Training & Manpower Dev.	15,000,000.00	-	15,000,000.00	15,683,396.00	-	683,396.00	12,000,000.00	10,961,800.00
0-11103500100	Edo State Pension Bureau (ESPB)	10,000,000.00	5,000,000.00	15,000,000.00	10,621,400.00	4,378,600.00	-	20,000,000.00	11,770,300.00
0-12300100100	Ministry of Communication & Orientation	15,000,000.00	7,000,000.00	22,000,000.00	71,302,775.16	-	49,302,775.16	15,000,000.00	57,141,652.25
0-12300100200	Documentary/Enlightenment Campaign			-		-	-	70,000,000.00	
0-14000100100	Office of the Auditor General (State)	60,000,000.00	-	60,000,000.00	61,532,150.00	-	1,532,150.00	60,000,000.00	47,619,312.12
0-14000200100	Office of the Auditor General (L.G)	5,000,000.00	3,000,000.00	8,000,000.00	6,500,250.00	1,499,750.00	-	10,000,000.00	6,190,500.00
0-14700100100	Civil Service Commission	30,000,000.00	5,000,000.00	35,000,000.00	28,321,200.00	6,678,800.00	-	20,000,000.00	22,765,650.00
0-11200300100	Edo State House of Assembly	1,890,000,000.00	-	1,890,000,000.00	1,184,676,800.00	705,323,200.00	-	1,650,000,000.00	678,157,990.24
0-11202100100	Office of the Speaker	200,000,000.00	-	200,000,000.00		200,000,000.00	-	150,000,000.00	
0-11200300200	EDHA Printing/Other Material	20,000,000.00	-	20,000,000.00		20,000,000.00	-	20,000,000.00	1,610,000.00
0-11202100200	Office of Clerk	50,000,000.00	-	50,000,000.00		50,000,000.00	-	20,000,000.00	
0-11200400100	House of Assembly Commission	20,000,000.00	-	20,000,000.00	7,572,055.57	12,427,944.43	-	20,000,000.00	4,287,747.39
0-14800100100	Edo State Independent Electoral Commission	40,000,000.00	-	40,000,000.00	27,302,690.00	12,697,310.00	-	20,000,000.00	20,880,550.00
	<i>Total - Administrative Sector</i>	<i>16,507,000,000.00</i>	<i>2,373,000,000.00</i>	<i>18,880,000,000.00</i>	<i>17,726,068,257.65</i>	<i>3,393,986,961.29</i>	<i>2,240,055,218.94</i>	<i>14,081,000,000.00</i>	<i>13,065,061,993.59</i>

STATEMENT OF RECURRENT EXPENDITURE (OVERHEAD COST) FOR THE YEAR ENDED 31ST DECEMBER 2021 Contd.

	ECONOMIC SECTOR	Initial	Supplementary	Final	Actual	Savings	Excess	Estimates	Actual
0-21500100100	Min. Of Agriculture & Natural Resources	30,000,000.00	15,000,000.00	45,000,000.00	107,555,050.00	-	62,555,050.00	72,789,300.00	37,666,099.00
0-22000100100	Ministry of Finance	1,600,000,000.00	(600,000,000.00)	1,000,000,000.00	253,454,287.43	746,545,712.57	-	550,000,000.00	426,262,801.05
0-22000700100	Office of Accountant General	800,000,000.00	-	800,000,000.00	996,560,284.90	-	196,560,284.90	600,000,000.00	464,887,818.06
0-22000700100	Project Finance Mgt Unit	4,000,000.00	-	4,000,000.00		4,000,000.00	-	3,000,000.00	
0-22000704200	Central Internal Audit	5,000,000.00	-	5,000,000.00	87,000.00	4,913,000.00	-	5,000,000.00	
0-22000704200	Investment Promotion Bureau	10,000,000.00	-	10,000,000.00		10,000,000.00	-	20,000,000.00	10,828,157.36
0-22000800100	Edo Internal Revenue Service	500,000,000.00	1,300,000,000.00	1,800,000,000.00	2,169,733,023.21	-	369,733,023.21	400,000,000.00	596,460,614.12





0-22200100100	Min. Of Wealth Creation & Employments	20,000,000.00	5,000,000.00	25,000,000.00	29,057,740.00	-	4,057,740.00	15,000,000.00	12,464,950.00
0-22800100100	Min. Of Science and Technology	15,000,000.00	5,000,000.00	20,000,000.00	21,383,200.00	-	1,383,200.00	20,000,000.00	30,822,800.00
0-22200100200	Board for Technical Education			-		-	-	-	
0-22800700100	Information Technology Agency	15,000,000.00	12,000,000.00	27,000,000.00	21,149,840.00	5,850,160.00	-	30,000,000.00	16,490,850.00
0-22900100100	Min. Of Transport	-	20,000,000.00	20,000,000.00		20,000,000.00	-	5,000,000.00	272,761,810.00
0-22905500100	Edo State Traffic Mgt Agency (EDSTMA)	50,000,000.00	15,000,000.00	65,000,000.00	65,539,907.70	-	539,907.70	40,000,000.00	43,030,947.50
0-23100100100	Min. of Energy & Electricity	18,000,000.00	48,000,000.00	66,000,000.00	21,452,650.00	44,547,350.00	-	13,000,000.00	9,979,950.00
0-23101200100	Min. of Water Resources	50,000,000.00	-	50,000,000.00	33,524,017.00	16,475,983.00	-	25,000,000.00	21,179,800.00
0-23305200100	Min. Of Oil & Gas	15,000,000.00	3,000,000.00	18,000,000.00	13,645,000.00	4,355,000.00	-	10,000,000.00	10,687,250.00
0-23400100100	Min. Of Infrastructure	15,000,000.00	10,000,000.00	25,000,000.00	671,963,022.50	-	646,963,022.50	15,000,000.00	47,353,883.61
0-23600100100	Min. Of Tourism Culture & National Orientation	25,000,000.00	40,000,000.00	65,000,000.00	17,102,400.00	47,897,600.00	-	11,000,000.00	14,635,725.00
0-23800100100	Min. Of Budget, Planning & Eco. Dev.	113,000,000.00	20,000,000.00	133,000,000.00	100,474,650.00	32,525,350.00	-	100,000,000.00	25,283,150.00
0-25300100100	Min. of Physical Planning & Urban Dev.	15,000,000.00	55,000,000.00	70,000,000.00	43,119,700.00	26,880,300.00	-	15,000,000.00	22,457,050.00
0-25300100300	Edo Development Control Agency	10,000,000.00	5,000,000.00	15,000,000.00	10,509,900.00	4,490,100.00	-	5,000,000.00	515,000.00
0-25305300100	Edo State Dev. & Prop. Agency (EDPA)	15,000,000.00	5,000,000.00	20,000,000.00	14,762,213.00	5,237,787.00	-	15,000,000.00	13,827,350.00
0-25300100200	Land Use Charge	-	-	-		-	-	-	
0-26000100100	Lands Bureau	-	-	-		-	-	-	
0-26000200100	Edo State Geographical Info. System (Edo GIS)	45,000,000.00	40,000,000.00	85,000,000.00	84,594,432.94	405,567.06	-	55,000,000.00	62,512,093.97
	<i>Total - Economic Sector</i>	3,370,000,000.00	998,000,000.00	4,368,000,000.00	4,675,668,318.68	974,123,909.63	1,281,792,228.31	2,024,789,300.00	2,140,108,099.67
	<i>LAW & JUSTICE SECTOR</i>								
0-31801100100	Judicial Service Commission	20,000,000.00	-	20,000,000.00	13,997,957.79	6,002,042.21	-	20,000,000.00	12,500,000.00
0-32600100100	Min. Of Justice	53,000,000.00	20,000,000.00	73,000,000.00	58,087,150.00	14,912,850.00	-	65,000,000.00	54,703,150.00
0-32600100200	Legal Consultancy	40,000,000.00	40,000,000.00	80,000,000.00	60,921,200.00	19,078,800.00	-	70,000,000.00	8,713,500.00





0-32605100100	Law Reform Commission (LRC)	6,000,000.00	-	6,000,000.00	5,829,426.00	170,574.00	-	10,000,000.00	4,225,000.00
0-32605100100	Edo State Judiciary (HCJ)	150,000,000.00	50,000,000.00	200,000,000.00	308,045,260.63	-	108,045,260.63	208,000,000.00	155,958,883.34
0-32605100200	Office of the State Chief Judge	10,000,000.00	10,000,000.00	20,000,000.00	10,000,000.00	10,000,000.00	-	10,000,000.00	11,666,666.73
0-32605100300	Election Petition Tribunal	5,000,000.00	-	5,000,000.00	-	5,000,000.00	-	5,000,000.00	-
0-32605100700	Retreat for Judges	20,000,000.00	-	20,000,000.00	-	20,000,000.00	-	20,000,000.00	-
0-32605100800	Special Overhead for Judiciary	100,000,000.00	180,000,000.00	280,000,000.00	151,493,860.21	128,506,139.79	-	150,000,000.00	188,800,000.00
0-32605100900	ESTACODE for Edo State Judiciary	50,000,000.00	-	50,000,000.00	32,459,418.00	17,540,582.00	-	50,000,000.00	-
0-32605200100	Edo State Multi-door Court House	20,000,000.00	-	20,000,000.00	5,999,000.00	14,001,000.00	-	10,000,000.00	7,491,500.00
	<i>Total - Law & Justice Sector</i>	474,000,000.00	300,000,000.00	774,000,000.00	646,833,272.63	235,211,988.00	108,045,260.63	618,000,000.00	444,058,700.07

STATEMENT OF RECURRENT EXPENDITURE (OVERHEAD COST) FOR THE YEAR ENDED 31ST DECEMBER 2021 Contd.

	<i>SOCIAL SECTOR</i>	Initial	Supplementary	Final	Actual	Savings	Excess	Estimates	Actual
0-51300100100	Min. of Youths & Social Mobilisation	44,000,000.00	6,000,000.00	50,000,000.00	36,734,575.00	13,265,425.00	-	177,000,000.00	31,312,990.00
0-51400100100	Min. of Social Development (Women Affairs & Social Dev.)	133,000,000.00	(3,000,000.00)	130,000,000.00	76,170,214.00	53,829,786.00	-	174,000,000.00	72,635,484.00
0-51700100100	Min. Sec., Tech & Tertiary Education	128,000,000.00	38,000,000.00	166,000,000.00	7,293,996,021.24	-	7,127,996,021.24	128,000,000.00	3,307,617,324.10
0-51706500100	Min of Basic Education (Including SUBEB)	30,000,000.00	10,000,000.00	40,000,000.00	16,905,659.50	23,094,340.50	-	35,000,000.00	20,071,907.36
0-52100100100	Min. of Health (Including SSC)	234,000,000.00	30,000,000.00	264,000,000.00	1,173,024,317.79	-	909,024,317.79	291,000,000.00	935,930,776.89
0-53500100100	Min. of Environment & Public Utilities	113,000,000.00	52,000,000.00	165,000,000.00	71,314,575.00	93,685,425.00	-	94,000,000.00	45,783,650.00
0-55100100100	Min. for Local Government	20,000,000.00	10,000,000.00	30,000,000.00	24,380,500.00	5,619,500.00	-	22,000,000.00	18,754,590.00
0-55100100100	Council of Traditional Rulers & Chiefs	5,000,000.00	-	5,000,000.00	4,986,200.00	13,800.00	-	5,000,000.00	2,985,500.00
0-55100300100	Ministry of Community and Chieftaincy Affairs	-	-	-	-	-	-	-	-
0-55100400100	Local Govt. Service Commission	5,000,000.00	-	5,000,000.00	3,875,000.00	1,125,000.00	-	5,000,000.00	1,875,000.00
21020201	Contributory Pension	-	-	-	-	-	-	-	-
	<i>Total - Social Sector</i>	712,000,000.00	143,000,000.00	855,000,000.00	8,701,387,062.53	190,633,276.50	8,037,020,339.03	931,000,000.00	4,436,967,222.35
		21,063,000,000.00	3,814,000,000.00	24,877,000,000.00	31,749,956,911.49	4,793,956,135.42	11,666,913,046.91	17,654,789,300.00	20,086,196,015.68





SUPPLEMENTARY NOTE 9.1

ACTUAL	CODE		ACTUAL	AVERAGE MONTHLY COST	ANNUAL BUDGET	% OF BUDGETED AMOUNT ACHIEVED
<u>2020</u>		<i>OVERHEAD COST</i>		<u>2021</u>		
13,065,061,993.59	0-11111300100/ 0-14800100100	Administrative Sector	17,726,068,257.65	8,863,034,128.83	18,880,000,000.00	94
2,140,108,099.67	0-21500100100/ 0-26000100100	Economic Sector	4,675,668,318.68	2,337,834,159.34	4,368,000,000.00	107
444,058,700.07	0-31800100100/ 0-32605200200	Law & Justice Sector	646,833,272.63	323,416,636.32	774,000,000.00	84
<u>4,436,967,222.35</u>	0-51300100100/ 0-55100400100	<u>Social sector</u>	<u>8,701,387,062.53</u>	<u>4,350,693,531.27</u>	<u>855,000,000.00</u>	<u>1,018</u>
20,086,198,035.68		TOTAL	31,749,956,911.49	15,874,978,455.75	24,877,000,000.00	





SUPPLEMENTARY NOTE 10

CONSOLIDATED REVENUE FUND CHARGES - CONTINGENCY & FINANCIAL CHARGES – GENERAL

CODE	DESCRIPTION	Year Ended 31st December 2021						31st December 2020	
		Estimates	Supplementary	Final	Actual	Savings	Excess	Estimates	Actual
		Initial							
	PUBLIC DEBT CHARGES								
22060100	External Loans Repayment	-	-	-	-	-	-	-	-
22020905	Servicing of External Loans	-	-	-	-	-	-	-	-
	Total - Public Debt Charges	-	-	-	-	-	-	-	-
	MISCELLANEOUS EXPENSES GENERAL (CONTINGENCY)								
22021041 A	1% Statutorily allocation for Health Dev.	350,000,000.00	-	350,000,000.00	-	350,000,000.00	-	150,000,000.00	-
22021041 B	1% Statutorily allocation for Education Dev.	350,000,000.00	-	350,000,000.00	-	350,000,000.00	-	150,000,000.00	-
	Total - 1% Stat. Alloc. for Health & Education	700,000,000.00	-	700,000,000.00	-	700,000,000.00	-	300,000,000.00	-
22020900	FINANCIAL CHARGES – GENERAL								
22020901	Bank Charges (Local)	350,000,000.00	170,000,000.00	520,000,000.00	843,882,935.81	-	323,882,935.81	700,000,000.00	615,808,393.30
22020904	Others: Contractual Obligations	-	1,000,000,000.00	1,000,000,000.00	8,717,820,699.22	-	7,717,820,699.22	500,000,000.00	656,659,476.87
22020905	Servicing of External Loans	850,000,000.00	310,000,000.00	1,160,000,000.00	-	1,160,000,000.00	-	200,000,000.00	-
22020907	Servicing of Bonds	7,127,863,336.99	-6,127,863,336.99	1,000,000,000.00	-	1,000,000,000.00	-	2,000,000,000.00	-
22020908	Servicing of Internal Loans	2,318,036,876.61	2,481,963,123.39	4,800,000,000.00	5,902,736,851.88	-	1,102,736,851.88	9,015,000,000.00	3,094,245,081.86
22020909	Guaranteed Loans	5,489,799,625.95	-3,489,799,625.95	2,000,000,000.00	3,044,204,326.30	-	1,044,204,326.30	4,400,000,000.00	1,613,236,137.20
	Remittance to Bond sinking funds	9,000,000,000.00	-1,799,970,000.00	7,200,030,000.00	-	7,200,030,000.00	-	-	-
	Sub-Total - financial Charges	25,135,699,839.55	-7,455,669,839.55	17,680,030,000.00	18,508,644,813.21	9,360,030,000.00	10,188,644,813.21	16,815,000,000.00	5,979,949,089.23
	Principal Loan Repayment		0.00	-	8,879,555,278.58	-	8,879,555,278.58	500,000,000.00	3,565,121,985.24
	Total - Financial Charges - General	25,135,699,839.55	-7,455,669,839.55	17,680,030,000.00	27,388,200,091.79	9,360,030,000.00	19,068,200,091.79	17,315,000,000.00	9,545,071,074.47
	GRAND TOTAL	25,835,699,839.55	-7,455,669,839.55	18,380,030,000.00	27,388,200,091.79	10,060,030,000.00	19,068,200,091.79	17,615,000,000.00	9,545,071,074.47





SUPPLEMENTARY NOTES TO GPFS FOR THE YEAR ENDED 31ST DECEMBER 2021

SUPPLEMENTARY NOTE 11 RECEIVABLES

SUPPLEMENTARY NOTE 11.1

ADVANCES TO MWCCE

		N	N
Balance B/f			1,690,000,000
Addition within the Year			-
Total			1,690,000,000.00
Repayment			-
Total			<u>1,690,000,000.00</u>

SUPPLEMENTARY NOTE 11.2

ADVANCES

<u>Non Personal</u>	N	N	N
	Opening Balance	Change in the Year	Closing Balance
Others	2,620,023,187.98	-	2,620,023,187.98
GRAND TOTAL	<u>2,620,023,187.98</u>	<u>-</u>	<u>2,620,023,187.98</u>

SUPPLEMENTARY NOTE 11.3

ROLL OUT TECHNOLOGY TO LOCAL GOVERNMENT COUNCILS

		N	N
Balance B/F			7,988.23
Advances within the year			
JAN. – June			
July - Dec.			-
Total			7,988.23
Less: Repayment within the Year			
JAN. – June			
July - Dec.			
Total			-
BALANCE			<u>7,988.23</u>

SUPPLEMENTARY NOTE 11.4

ADVANCES ON FGN BAILOUT TO LOCAL GOVERNMENT COUNCILS

		N	N
Bailout Advances to LGCs		6,056,579,703	
LESS:			
LGCs Bailout Deposit Paid		(336,080,696)	5,720,499,007
Balance			<u>5,720,499,007</u>





SUPPLEMENTARY NOTE 11.5

RECEIVABLES

	N	N
Gross SRA	3,112,765,875.54	
Less: Deduction at Source	(1,315,243,193.54)	
Net SRA		1,797,522,682.00
13% Derivation		1,296,939,934.93
VAT		2,185,309,349.43
Exchange Rate Gain		44,455,893.73
Ecological Funds		41,938,462.40
Other FAAC Funds		-
		5,366,166,322.49

SUPPLEMENTARY NOTE 12

PREPAYMENTS MADE TO CONTRACTING FIRMS FOR BUILDING, INFRASTRUCTURES & OTHER SERVICES

	PREPAYMENT	PREPAYMENT	NET BALANCE	TOTAL BALANCE
	N	RETIRED	N	N
	N	N	N	N
Year 2018				
1	INFRASTRUCTURE			
	Sector Works LTD	12,380,952.38	-	12,380,952.38
	ENVIRONMENT, SEWAGE & DUMP SITE			
2	Peculiar Ultimate LTD	258,178,961.41	-	258,178,961.41
	Total	270,559,913.79	-	270,559,913.79
Year 2019				
1	INFRASTRUCTURE			
i	Mackfranklyn Engr.	43,500,000.00	-	43,500,000.00
2	BUILDING			
i	Sector Works	149,302,859.75	-	149,302,859.75
ii	Favic Constructures	118,765,044.14	-	118,765,044.14
iii	Peculiar Ultimate LTD	581,368,572.66	-	581,368,572.66
iv	Pekuric LTD	114,262,109.61	-	114,262,109.61
	Total	1,007,198,586.16	-	1,007,198,586.16
Year 2020				
1	INFRASTRUCTURE			
	Sector Works LTD	43,750,000.00	-	43,750,000.00
	Raycon & Company Ltd	509,750,000.00	422,250,000.00	87,500,000.00
	Mackfranklyn Engr. Services Ltd	218,750,000.00	105,000,000.00	113,750,000.00
	Sub-Total	4,626,250,000.00	4,381,250,000.00	245,000,000.00
2	MINISTRY OF PHYSICAL PLANNING			
	Pekuric Nig. Ltd	65,625,000.00	-	65,625,000.00
	Prefab Tech. Const. Ltd	218,250,000.00	87,500,000.00	130,750,000.00
	A & K Construction Coy Ltd	1,461,000,000.00	1,200,000,000.00	261,000,000.00
	Favic Const. Coy Ltd	43,750,000.00	1,875,000.00	21,875,000.00
	Peculiar Ultimate LTD	1,255,031,577.02	755,031,577.02	500,000,000.00
	Sub-Total	3,043,656,577.02	2,064,406,577.02	979,250,000.00





PREPAYMENTS MADE TO CONTRACTING FIRMS FOR BUILDING, INFRASTRUCTURES & OTHER SERVICES
Contd.

		PREPAYMENT	PREPAYMENT RETIRED	NET BALANCE	TOTAL BALANCE
3	<u>MINISTRY OF EDUCATION</u>				
	Bridge Int. Academic	568,250,000.00	-	568,250,000.00	
	Sageto Nig. Limited	349,000,000.00	-	349,000,000.00	
	Sub-Total	917,250,000.00	-	917,250,000.00	917,250,000.00
		<u>8,587,156,577.02</u>	<u>6,445,656,577.02</u>	<u>2,141,500,000.00</u>	<u>2,141,500,000.00</u>
		-	-	-	-
	<u>Year 2021</u>	-	-	-	-
		-	-	-	-
1	EDO STATE PUBLIC BUILDING & MAINTENANCE AGENCY				-
	KAMUZU NIGERIA LIMITED	52,500,000.00	-	52,500,000.00	<u>52,500,000.00</u>
3	MINISTRY OF EDUCATION				-
	SAGETO LIMITED	87,500,000.00	-	87,500,000.00	<u>87,500,000.00</u>
3	MIN. OF ENVIRONMENT & PUBLIC UTILITY				-
	HITECH CONSTRUCTION COMPANY LIMITED	87,500,000.00	-	87,500,000.00	<u>87,500,000.00</u>
4	MIN. OF PHYSICAL PLANNING & URBAN DEVELOPMENT				-
	FAVIC CONSTRUCTION COMPANY LIMITED	83,125,000.00	39,375,000.00	43,750,000.00	-
	PREFAB TECH CONSTRUCTION LIMITED	966,875,000.00	441,875,000.00	525,000,000.00	-
	SECTOR-WORKS INTERNATIONAL LIMITED	13,125,000.00	0.00	13,125,000.00	-
	Sub-Total	1,063,125,000.00	481,250,000.00	581,875,000.00	<u>581,875,000.00</u>
5	MINISTRY OF ROAD AND BRIDGES				-
	HARTLAND NIG LIMITED	1,181,250,000.00	1,181,250,000.00	-	-
	SETRACO CONSTRUCTION LIMITED	1,225,000,000.00	1,181,250,000.00	43,750,000.00	-
	Sub-Total	2,406,250,000.00	2,362,500,000.00	43,750,000.00	<u>43,750,000.00</u>
6	STATE UNIVERSAL BASIC EDUCATION BOARD				-
	NEWGLOBE EDUCATION SERVICES LIMITED	875,000,000.00	0.00	875,000,000.00	875,000,000.00
					-
	TOTALS	4,571,875,000.00	2,843,750,000.00	1,728,125,000.00	1,728,125,000.00
	GRAND TOTAL	<u>9,864,915,076.97</u>	<u>6,445,656,577.02</u>	<u>5,147,383,499.95</u>	<u>5,147,383,499.95</u>



**SUPPLEMENTARY
NOTE 13
INVESTMENTS -
(MOFI)**

DATE	HEAD	CBN	BANK	ACCOUNT NO:	PV	CHEQUE NO:	AMOUNT
							N
18/12/2008	9652	34	First Int'l. Bank PLC	310430854401	2	0284687	200,000,000.00
06/12/2008	9653	65	Platinum - Habib Bank	1760100004	1	10643220	35,083,946.25
30/06/2008	9631	65	Platinum - Habib Bank	1760100004	28	14935980	20,000,000.00
31/10/2008	9653	80	Zenith Bank PLC	6018005341	1	23730739	20,890,895.00
31/08/2007			Guinness Shares				16,969,756.00
							-
Total							292,944,597.25
Unquoted Investment							
Benin City River Port Project (Gelegele)							118,169,836.88
Agriprenure							<u>1,120,755,246.69</u>
Total							1,238,925,083.57
Grand Total: Investment							<u>1,531,869,680.82</u>



SUPPLEMENTARY NOTES TO GPFS FOR THE YEAR ENDED 31ST DECEMBER 2021

Supplementary Note: 14

STATEMENT OF CAPITAL RECEIPTS
FOR THE YEAR ENDED 31ST DECEMBER 2021

CODE	DESCRIPTION	Year Ended 31st December 2021						31st December 2020	
		Estimates			Actual	Surplus	Shortfall	Estimates	Actual
		Revised Budget	Supplementary	Total					
	Transfer From Consolidated Revenue								
	Opening Balance								
14030100	Internal Loans	8,500,000,000.00		8,500,000,000.00	35,075,968,617.19	26,575,968,617.19		2,500,000,000.00	20,000,000.00
14030200	External Loans	6,100,000,000.00		6,100,000,000.00	2,941,845,641.67	-	3,158,154,358.33	16,050,000,000.00	-
13020302	Domestic Grants	5,400,000,000.00		5,400,000,000.00	6,297,912,726.74	897,912,726.74		15,800,000,000.00	11,099,437,568.01
13020402	Foreign Grants			-	161,354,463.30	161,354,463.30		1,800,000,000.00	858,233,903.30
14020201	Ecological Fund/Other Capital Receipts	32,119,590,490.82		32,119,590,490.82	782,459,238.24		31,337,131,252.58	10,000,000,000.00	
14020101	Short Term Loan			-			-		
41060102	Bi-Lateral Loan			-			-		
14030100	International Loans			-			-		
42030100	Long Term Borrowings			-			-		
	Miscellaneous/Contingency			-			-		
	GRAND TOTAL	52,119,590,490.82	-	52,119,590,490.82	45,259,540,687.14	27,635,235,807.23	34,495,285,610.91	46,150,000,000.00	11,977,671,471.31





SUPPLEMENTARY NOTES TO GPFS FOR THE YEAR ENDED 31ST DECEMBER 2021

Supplementary Note: 14a

STATEMENT OF CAPITAL EXPENDITURE BY MDAs
FOR THE YEAR ENDED 31ST DECEMBER 2021

CODE	DESCRIPTION	Year Ended 31st December 2021						31st December 2020		
		Estimates			Actual	Savings	Excess	Remarks	Estimates	Actual
		Initial	Supplementary	Final						
		N	N	N	N	N	N	N	N	
	ADMINISTRATIVE SECTOR									
0-11100100100	Office of the Governor (OEG)			-	251,468,983.55	-	251,468,983.55	70,000,000.00	1,626,318,341.38	
0-11100100200	Office of the Deputy Governor	20,000,000.00	-	20,000,000	2,350,000.00	17,650,000.00	-	70,000,000.00	1,626,318,341.38	
0-11100100100	Edo State Public Procurement Agency (EDPPA)	-	8,000,000	8,000,000	7,932,300.00	67,700.00	-	5,000,000.00	1,578,814.00	
0-11101300100	Office of Secretary to the State Government	4,000,000.00	-	4,000,000	777,616,164.17	-	773,616,164.17	7,500,000.00	1,185,135,994.09	
0-11101300200	Community & Social Dev. Prog (CSDP)			-	243,410,000.00	-	243,410,000.00	-	-	
0-11100700100	Director of Cabinet Political & Special Services	-		-	435,980.00	-	435,980.00	5,000,000.00	2,376,000.00	
0-11102100200	Edo State Liaison Office Lagos			-	-	-	-	10,000,000.00	-	
0-11102100200	Edo State Liaison Office Abuja			-	-	-	-	15,000,000.00	4,841,900.00	
0-11103500100	Edo State Pension Bureau			-	-	-	-	7,000,000.00	5,541,408.00	
0-11110500100	Directorate of Central Administration	1,000,000,000.00	400,000,000	1,400,000,000	1,879,086,446.31	-	479,086,446.31	20,000,000.00	8,466,233.56	
0-11111300100	Govt. House & Protocol (GHP)	7,172,404,798.51	3,775,000,000	10,947,404,799	9,400,124,545.64	1,547,280,252.87	-	9,973,000,000.00	3,169,448,156.83	
0-11200300100	Edo State House of Assembly	1,720,000,000.00		1,720,000,000	25,000,000.00	1,695,000,000.00	-	1,691,000,000.00	48,390,831.18	
0-11200400100	House of Assembly Service Commission	30,000,000.00		30,000,000	1,394,000.00	28,606,000.00	-	129,000,000.00	4,463,610.00	
0-12300100100	Ministry of Communication & Orientation	150,000,000.00	600,000,000	750,000,000	571,088,453.13	178,911,546.87	-	1,570,000,000.00	647,227,106.35	
0-12300100300	Community Development			-	-	-	-	-	-	





STATEMENT OF CAPITAL EXPENDITURE BY MDAs FOR THE YEAR ENDED 31ST DECEMBER 2021 Contd.

CODE	DESCRIPTION	Year Ended 31st December 2021						31st December 2020		
		Estimates			Actual	Savings	Excess	Remarks	Estimates	Actual
		Initial	Supplementary	Final						
		N	N	N	N	N	N	N	N	
0-12500100100	Office of the Head of Service	4,000,000.00		4,000,000	-	4,000,000.00	-	18,000,000.00	8,189,750.00	
0-12500500100	Directorate of Estab., Training & Manpower	1,000,000.00		1,000,000	-	1,000,000.00	-	10,000,000.00	22,500.00	
0-14000100100	Office of the Auditor General (State)	30,000,000.00		30,000,000	7,120,250.00	22,879,750.00	-	100,000,000.00	28,565,150.00	
0-14000200100	Office of the Auditor General (L.G)	5,000,000.00		5,000,000	3,783,000.00	1,217,000.00	-	10,000,000.00	-	
0-14700100100	Civil Service Commission	14,000,000.00		14,000,000	1,484,300.00	12,515,700.00	-	20,000,000.00	4,370,500.00	
0-14800100100	Edo State Independent Electoral Commission	1,200,000,000.00	(1,020,000,000)	180,000,000	1,474,000.00	178,526,000.00	-	100,000,000.00	3,925,000.00	
0-11111100100	Ministry of Investment & Public Private Partnership	-		-	-	-	-	-	-	
0-11111100200	Public-Private Partnership	810,000,000.00	-	810,000,000	351,627,168.73	458,372,831.27	-	301,000,000.00	-	
0-11102000100	Poverty Alleviation Programme	-	-	-	-	-	-	-	-	
	Total - Admin Sector	12,160,404,799	3,763,000,000	15,923,404,799	13,525,395,592	4,146,026,781	1,748,017,574	14,131,500,000.00	8,375,179,711.77	
	ECONOMIC SECTOR	Initial	Supplementary	Final	Actual	Savings	Excess	Estimates	Actual	
0-21500100100	Min. Of Agriculture	300,000,000	664,000,000	964,000,000	427,907,584	536,092,415.70	-	537,000,000	63,065,380	
0-21500100100	Livestock				-	-	-	75,000,000	-	
0-21500100100	Fisheries				-	-	-	65,000,000	-	
0-21502100100	College of Agriculture & Natural Resources	696,818,182	2,985,181,818	3,682,000,000	2,839,907,136	842,092,864.41	-	1,490,000,000	-	
0-21510900100	Forestry	-		-	-	-	-	10,000,000	-	
0-22000100100	Ministry of Finance	2,000,000,000	(500,000,000)	1,500,000,000	549,452,750	950,547,250.00	-	4,335,000,000	533,854,428	
0-22000700100	Office of Accountant General			-	2,490,933,881	-	2,490,933,881.31	34,000,000	647,860,339	
0-22000800100	Edo State Internal Revenue Service (EIRS)	1,200,000,000.00	0.00	1,200,000,000	835,749,499.32	364,250,500.68	-	500,000,000.00	48,480,821.08	
0-22201800100	Edo State Investment Promotion Council	50,000,000.00		50,000,000		50,000,000.00	-	100,000,000.00	-	
0-22200100100	Min. Of Wealth Creation, Cooperative & Employment	500,000,000	520,000,000	1,020,000,000	2,530,000.00	1,017,470,000.00	-	405,000,000.00	55,253,060.00	
0-22800100100	Min. Of Science and Technology	90,000,000	(50,000,000)	40,000,000	915,000.00	39,085,000.00	-	455,000,000.00	439,000.00	
0-22800700100	Dir. Of Information Technology (ICT) Agency	400,000,000	1,460,000,000	1,860,000,000	1,515,366,849.11	344,633,150.89	-	764,000,000.00	879,690,812.60	





STATEMENT OF CAPITAL EXPENDITURE BY MDAs FOR THE YEAR ENDED 31ST DECEMBER 2021 Contd.

CODE	DESCRIPTION	Year Ended 31st December 2021							31st December 2020	
		Estimates			Actual	Savings	Excess	Remarks	Estimates	Actual
		Initial	Supplementary	Final						
		₦	₦	₦	₦	₦	₦	₦	₦	₦
0-22900100100	Ministry of Transport	-	-	-	-	-	-	-	100,000,000.00	-
0-22905500100	Edo State Traffic Mgt Agency (EDSTMA)	50,000,000	5,000,000	55,000,000	40,083,650.00	14,916,350.00	-	-	100,000,000.00	7,349,938.93
0-23100100100	Ministry of Energy & Electricity	2,000,000,000	500,000,000	2,500,000,000	2,265,949,024.65	234,050,975.35	-	-	70,516,500.00	45,098,000.00
0-25200100100	Ministry of Water Resources	185,000,000	-	185,000,000	20,707,000.00	164,293,000.00	-	-	70,516,500.00	-
0-23100300100	Rural Electrification Board	225,000,000	-	225,000,000	28,289,224.99	196,710,775.01	-	-	544,000,000.00	40,065,968.83
0-32100200100	Edo State Urban Water Board	-	610,000,000	610,000,000	-	610,000,000.00	-	-	138,343,042.22	3,959,325.00
0-23305200100	Min. Of Solid Minerals, Oil & Gas	30,000,000	-	30,000,000	14,094,050.00	15,905,950.00	-	-	30,000,000.00	3,661,300.00
0-23305300100	Oil Producing Area Development Commission (EDSOGPADEC)	4,500,000,000	-	4,500,000,000	5,263,240,057.67	-	763,240,057.67	-	7,500,000,000.00	5,958,147,933.77
0-23400100100	Min. Of Infrastructure	14,076,545,455	4,474,097,036	18,550,642,491	22,229,870,255.18	-	3,679,227,764.09	-	20,931,065,119.00	12,136,176,699.93
0-11100100900	Edo Rapid Response Agency	-	-	-	-	-	-	-	180,000,000.00	16,002,000.00
0-23600100100	Ministry of Arts, Culture and Diaspora	30,000,000	-	30,000,000	5,568,900.00	24,431,100.00	-	-	300,000,000.00	130,925,000.00
0-23800100100	Min. Of Budget, Planning & Eco. Dev.	100,000,000	-	100,000,000	5,333,000.00	94,667,000.00	-	-	265,500,000.00	12,824,281,151.00
0-23800100200	Other Capital Proj.- Govt Counterpart Cash Contribution Fund (GCCC)	1,300,000,000	400,000,000	1,700,000,000	1,300,000,000.00	400,000,000.00	-	-	3,692,000,000.00	-
0-23800100300	SEEFOR	1,720,000,000	2,078,000,000	3,798,000,000	2,100,000,000.00	1,698,000,000.00	-	-	3,000,000,000.00	-
0-11101300200	Community & Social Development Prog. (CSDP)	-	314,000,000	314,000,000	-	314,000,000.00	-	-	900,000,000.00	-
0-23800100200	Millennium Development Goals (MDGS)	400,000,000	-	400,000,000	-	400,000,000.00	-	-	505,000,000.00	-
0-21510200200	FADAMA	-	-	-	-	-	-	-	250,000,000.00	-
0-25300100100	Min. of Physical Planning & Urban Dev. (Admin. Building)	235,355,000	834,645,000	1,070,000,000	9,731,779,752.96	-	8,661,779,752.96	-	9,516,171,687.45	14,555,400,314.52
0-25300100200	Edo State Public Building Maintenance Agency	8,830,099,545	2,806,580,868	11,636,680,413	-	11,636,680,413.05	-	-	-	-
0-25305300100	Edo State Dev. & Prop. Authority (EDPA)	100,000,000	-	100,000,000	-	100,000,000.00	-	-	400,000,000.00	47,126,806.29
0-26000100100	Lands Bureau	-	-	-	-	-	-	-	-	-
0-26000200100	Edo State Geographical Info. System (Edo GIS)	1,000,000,000.00	200,000,000.00	1,200,000,000	1,091,496,610.70	108,503,389.30	-	-	1,500,000,000.00	359,210,180.86
	Total - Economic Sector	40,018,818,182.00	17,301,504,722.14	57,320,322,904.14	52,759,174,225.78	20,156,330,134.39	15,595,181,456.03		58,763,112,848.67	48,356,048,535.68





STATEMENT OF CAPITAL EXPENDITURE BY MDAs FOR THE YEAR ENDED 31ST DECEMBER 2021 Contd.

CODE	DESCRIPTION	Year Ended 31st December 2021						31st December 2020		
		Estimates			Actual	Savings	Excess	Remarks	Estimates	Actual
		Initial	Supplementary	Final						
	LAW & JUSTICE SECTOR									
0-31801100100	Edo State Judicial Service Commission	10,500,000.00	-	10,500,000.00	-	10,500,000.00	-	38,500,000.00	-	
0-32600100100	Ministry Of Justice	80,000,000.00	-	80,000,000.00	4,617,750.00	75,382,250.00	-	30,000,000.00	4,290,000.00	
0-32605100100	Law Reform Commission (LRC)	80,000,000.00	-	80,000,000.00	-	80,000,000.00	-	160,000,000.00	421,500.00	
0-32605100100	Edo State Judiciary (HCJ)	570,000,000.00	-	570,000,000.00	104,683,200.00	465,316,800.00	-	725,000,000.00	149,751,760.00	
0-32605400100	Edo State Multi-Door Court Houses	10,000,000.00	-	10,000,000.00	5,000,000.00	5,000,000.00	-	44,000,000.00		
0-32605200100	Customary Court of Appeal	-	-	-	-	-	-	-	-	
	Total - Law & Justice Sector	750,500,000.00	0.00	750,500,000.00	114,300,950.00	636,199,050.00	-	997,500,000.00	154,463,260.00	
	SOCIAL SECTOR									
0-51300100100	Min. of Youths, Sports & Social Development	60,000,000.00	-	60,000,000.00	21,433,500.00	38,566,500.00	-	100,000,000.00	4,517,459.85	
0-53905100200	Sports Commission	200,000,000.00	-	200,000,000.00	2,235,700.00	197,764,300.00	-	140,000,000.00		
0-51400100100	Ministry Of Social Dev. & Gender Issues	40,000,000.00	-	40,000,000.00	27,490,000.00	12,510,000.00	-	270,000,000.00	4,450,000.00	
0-51400100200	Physical Challenged Persons							2,000,000.00		
0-51706500100	Ministry of Education	2,475,000,000.00	-	2,475,000,000.00	124,959,232.41	2,350,040,767.59	-	9,908,672,327.93	13,905,759,952.14	
0-51706500200	State Basic Education Board (SUBEB)	3,972,727,273.00	2,100,000,000.00	6,072,727,273.00	2,690,397,871.70	3,382,329,401.30	-	-	4,052,948,365.80	
0-52100100100	Ministry of Health	3,900,000,000.00	200,000,000.00	4,100,000,000.00	3,366,834,103.97	733,165,896.03	-	5,469,000,000.00	2,404,481,487.01	
0-53500100100	Ministry of Environment	2,110,000,000.00	-75,000,000.00	2,035,000,000.00	2,217,669,659.47	-	182,669,659.47	3,285,000,000.00	686,040,779.21	
0-53500100200	Nigeria Erosion & Watershed Mgt. Proj. (NEWMAP)	-	-	-				10,000,000,000.00	-	
0-55100100100	Ministry for Local Govt.	6,000,000.00	-	6,000,000.00	1,368,000.00	4,632,000.00	-	10,000,000.00	2,417,500.00	
0-55100200100	Community Development	2,000,000.00	-	2,000,000.00		2,000,000.00	-	5,000,000.00	-	
0-55100400100	Local Government Service Commission	-	-	-	-	-	-	1,000,000.00	-	
	Total - Social Sector	12,765,727,273.00	2,225,000,000.00	14,990,727,273.00	8,452,388,067.55	6,721,008,864.92	182,669,659.47	29,190,672,327.93	21,060,615,544.01	
	GRAND TOTAL	65,695,450,253.51	23,289,504,722.14	88,984,954,975.65	74,851,258,834.86	31,659,564,830.32	17,525,868,689.53	103,082,785,176.60	77,946,307,051.46	





SUPPLEMENTARY NOTES TO GPFS FOR THE YEAR ENDED 31ST DECEMBER 2021

SUPPLEMENTARY NOTE 14B

STATEMENT OF FIXED ASSET BY MDAs FOR THE YEAR ENDED 31ST DECEMBER, 2021

CODE	DESCRIPTION	Building	Plants & Equipment	Motor Vehicles	Office Equipment	IT Equipment	Furniture & Fittings	Roads & Infrastructure	Intangible Assets	Environment, Sewage Dump Site	FOREST RESERVE	WIP	Total
	ADMINISTRATIVE SECTOR												
	Dept. Of Govt. House & Protocol (GHP)												
0-11111300100	Office of the Governor (OEG)	14,201,000.00	28,760,000.00				1,410,000.00	9,104,718,026.47	190,856,261.75			60,747,788.67	9,400,693,076.89
0-11100100100	Office of the Deputy Governor	288,575,294.00						-	251,468,983.55			8,687,467.97	548,731,745.52
0-11100100200	Office of SSG						2,350,000.00						2,350,000.00
0-11100300100	Director of Cabinet Political & Special Services							1,020,099,164.17	927,000.00				1,021,026,164.17
0-11100700100	Director of Central Admin												-
0-11110500100	Ministry of Investment & Public Private Partnership			1,878,517,915.06									1,878,517,915.06
0-11111100100	Edo State Public Procurement Agency								54,364,406.76				54,364,406.76
0-11100100100	Edo State Liaison Office Lagos								7,932,300.00				7,932,300.00
0-11102100200	Edo State Liaison Office Abuja												-
0-11102100200	Office of Head of Service												-
0-12100100100	Director ET & MS												-
0-12500500100	Edo State Pension Bureau (E. S P B)				435,980.00								435,980.00
0-11103500100	Ministry of Communication & Orientation												-
0-12300100100	Documentary/Enlightenment Campaign		550,000,000.00						21,088,453.13				571,088,453.13
0-12300100200	Office of the Auditor General (State)												-
0-14000100100	Office of the Auditor General (L.G)				1,492,000.00				5,628,250.00				7,120,250.00
0-14000200100	Civil Service Commission								3,783,000.00				3,783,000.00
0-14700100100	Edo State House of Assembly		424,500.00		579,800.00		480,000.00						1,484,300.00
0-11200300100	House of Assembly Commission	25,000,000.00											25,000,000.00
0-11200400100	Edo State Independent Electoral Commission			1,394,000.00									1,394,000.00
0-14800100100	Total - Administrative Sector	-	-	-	1,338,000.00	-	136,000.00	-	-	-	-	-	1,474,000.00
		327,776,294.00	579,184,500.00	1,879,911,915.06	3,845,780.00	-	4,376,000.00	10,124,817,190.64	536,048,655.19	-	-	69,435,256.64	13,525,395,591.53





STATEMENT OF FIXED ASSET BY MDAs FOR THE YEAR ENDED 31ST DECEMBER, 2021 Contd.

ECONOMIC SECTOR													
CODE	DESCRIPTION	Building	Plants & Equipment	Motor Vehicles	Office Equipment	IT Equipment	Furniture & Fittings	Roads & Infrastructure	Intangible Assets	Environment, Sewage Dump Site	FOREST RESERVE	WIP	Total
0-21500100100	Ministry of Finance								427,907,584.30				427,907,584.30
0-22000100100	Office of Accountant General			543,550,000.00					5,902,750.00				549,452,750.00
0-22000700100	Project Finance Mgt Unit							2,490,933,881.31					2,490,933,881.31
0-22000700100	Edo Internal Revenue Service												-
0-22000800100	Min. Of Wealth Creation & Employments							835,749,499.32	-				835,749,499.32
0-22200100100	Min. Of Science and Technology	810,000.00							1,720,000.00				2,530,000.00
0-22800100100	Dir. Of Information Comm. & Tech.	495,000.00	420,000.00										915,000.00
0-22800700100	Edo State Traffic Mgt Agency (EDSTMA)		495,000.00		185,120,000.00			1,329,751,849.11					1,515,366,849.11
0-22905500100	Min. of Energy & Electricity			33,350,000.00	472,000.00			6,261,650.00					40,083,650.00
0-32100100100	Min. of Water Resources							2,265,949,024.65					2,265,949,024.65
0-25200100100	State Urban Water Board						1,433,000.00	6,272,500.00	13,001,500.00				20,707,000.00
0-32100200100	Rural Electrification Board												-
0-32100300100	Min. Of Solid Minerals, Oil & Gas							28,289,224.99					28,289,224.99
0-23305200100	Edo State Oil Producing Area & Development Commission								14,094,050.00				14,094,050.00
0-32100100100	Edo Rapid Response Agency							5,263,240,057.67					5,263,240,057.67
0-32100100100	Min. Of Infrastructure												-
0-23400100100	Min. Of Tourism Culture And National Orientation	9,741,806.00	107,549,144.00	17,681,646.76				22,094,897,658.42					22,229,870,255.18
0-23600100100	Min. Of Budget, Planning & Eco. Dev.								5,568,900.00				5,568,900.00
0-23800100100	Min. of Physical Planning & Urban Dev.				333,000.00			2,100,000,000.00	5,000,000.00			1,300,000,000.00	3,405,333,000.00
0-25300100100	Land Use Charge	7,880,676,488.80	43,756,046.32				587,146,477.30	757,658,752.12	423,279,402.92				9,692,517,167.46
0-25300100300	Edo State Dev. & Prop. Authority (EDPA)												-
0-25305300100	Lands Bureau	30,300,000.00					2,063,000.00		6,899,585.50				39,262,585.50
0-26000100100	Edo State Geographical Info. System (Edo GIS)												-
0-26000200100	Total - Economic Sector	7,922,023,294.80	1,079,189,759.18	594,581,646.76	185,925,000.00	-	590,642,477.30	37,262,891,139.43	83,887,041.84	80,640,000.00	-	-	1,091,496,610.70
												1,300,000,000.00	49,919,267,090.19





STATEMENT OF FIXED ASSET BY MDAs FOR THE YEAR ENDED 31ST DECEMBER, 2021 Contd.

LAW & JUSTICE SECTOR													
	Judicial Service Commission	Building	Plants & Equipment	Motor Vehicles	Office Equipment	IT Equipment	Furniture & Fittings	Roads & Infrastructure	Intangible Assets	Environment, Sewage Dump Site	FORE ST RESERVE	WIP	Total
0-31801100100	Min. Of Justice												-
0-32600100100	Legal Consultancy		5,000,000.00		4,617,750.00								9,617,750.00
0-32600100200	Law Reform Commission (LRC)												-
0-32605100100	Edo State Judiciary (HC)												-
0-32605100100	Office of the State Chief Judge	-		4,683,200.00	100,000,000.00				-				104,683,200.00
0-32605100200	Election Petition Tribunal												-
0-32605100300	Special Overhead for Judiciary												-
0-32605100800	Total - Law & Justice Sector	-	-	-	-	-	-	-	-	-	-	-	-
		-	5,000,000.00	4,683,200.00	104,617,750.00	-	-	-	-	-	-	-	114,300,950.00
SOCIAL SECTOR													
	Min. of Youths & Sports												
0-51300100100	Min. of Women Affairs & Social Dev.								23,669,200.00				23,669,200.00
0-51400100100	Min. Sec., Tech & Tertiary Education								27,490,000.00				27,490,000.00
0-51700100100	Min of Basic Education (Including SUBEB)	2,923,011,338.25	6,885,000.00		1,196,799.75								2,931,093,138.00
0-51706500100	Min. of Health (Including SSC)	1,730,939,799.62					30,817,230.00		961,004,072.08				2,722,761,101.70
0-52100100100	Min. of Environment & Public Utilities	1,601,162,100.25	517,720,658.50				121,918,336.88		1,127,443,008.34				3,368,244,103.97
0-53500100100	Min. of Local Govt. & Chieftaincy Affairs						675,500.00	129,990,000.00	1,810,721,477.50	276,282,681.97	-		2,217,669,659.47
0-55100100100	Council of Traditional Rulers & Chiefs	488,000.00							880,000.00				1,368,000.00
0-55100100100	Local Govt. Service Commission												-
0-55100400100 21020201	Contributory Pension Total - Social Sector	-	-	-	-	-	-	-	-	-	-	-	-
		6,255,601,238.12	524,605,658.50	-	1,196,799.75	-	153,411,066.88	129,990,000.00	3,951,207,757.92	276,282,681.97	-	-	11,292,295,203.14
	GRAND TOTAL												
		<u>14,505,400,826.92</u>	<u>2,187,979,917.68</u>	<u>2,479,176,761.82</u>	<u>295,585,329.75</u>	±	<u>748,429,544.18</u>	<u>47,517,698,330.07</u>	<u>5,471,270,185.83</u>	<u>276,282,681.97</u>	±	<u>1,369,435,256.64</u>	<u>74,851,258,834.86</u>





**SUPPLEMENTARY NOTE 15:
PAYABLES ACCRUING FROM CAPITAL AND RECURRENT LIABILITIES AS AT 31ST
DECEMBER 2021**

	NOTE	N	N
Fixed Asset Expenditure Payable	SPL 15.1	2,902,267,204.26	
Pension Arrears Payable	SPL 15.2	522,907,501.89	
Gratuities Payable	SPL 15.2	24,076,208,462.99	-
Others		-	-
Total Payable			<u>27,501,383,169.14</u>
Less:			
Accrued Expenditure B/F FROM 2020			(25,313,961,252.34)
Change in Payable for the year for cashflow Purpose			<u>2,187,421,916.80</u>





SUPPLEMENTARY
NOTE 15.1

CAPITAL PAYABLES

MDAS	BUILDING	INFRASTRUCTURE	OFFICE EQUIPMENT	FURNITURE AND FITTINGS	PLANT & MACHINERY	INVESTMENT	MOTOR VEHICLE	SEWAGE/DRAINAGE NETWORK	INVENTORIES	SPECIALIZED ASSETS	INTANGIBLE ASSETS	TOTALS
	N	N	N	N	N	N	-	-	N	-	N	N
DIRECTORATE OF CENTRAL ADMIN							409,507,500.00					409,507,500
EDO GIS		20,320,000.00										20,320,000
EDPA	9,347,579											9,347,579
ENVIRONMENT		46,140,000.00										46,140,000
GOVERNMENT HOUSE AND PROTOCOL		448,474,331									88,221,560	536,695,891
INFORMATION & COMMUNICATION AGENCY		14,271,513	186,448,894									200,720,406
MIN. OF FINANCE												-
MINISTRY OF AGRICULTURE	30,000,000.00										36,998,540.00	66,998,540
MINISTRY OF ARTS & CULTURE												-
MINISTRY OF BUDGET												-
MINISTRY OF COMMUNICATION & ORIENTATION												-
MINISTRY OF EDUCATION	307,972,810			5,905,000								313,877,810
MINISTRY OF ENERGY		15,370,810										15,370,810
MINISTRY OF HEALTH	239,658,880.00											239,658,880
MINISTRY OF INFRASTRUCTURE		120,034,469.80										120,034,470
MINISTRY OF PHYSICAL PLANNING	43,374,923	1,500,000										44,874,923
PRIMARY HEALTH CARE												-
STRUWASSA		9,972,000									4,920,000	14,892,000
SUBEB	43,456,320											43,456,320
WASTE MANAGEMENT												-
WEALTH CREATION												-
EDO STATE PUBLDING & MAINTENACE AGENCY	531,283,190											531,283,190
EDSIEC												-
HIGH COURT		245,031,500.00										245,031,500
RAPID RESPONSE AGENCY												-
MINISTRY OF YOUTH & SPECIAL DUTIES		6,700,000.00										6,700,000
RURAL ELECTRICITY BOARD	-	37,357,385.43	-	-	-	-	-	-	-	-	-	37,357,385
TOTAL	1,205,093,702	965,172,009	186,448,894	5,905,000	-	-	409,507,500	-	-	-	130,140,100	2,902,267,204





SUPPLEMENTARY
NOTE 15.2

RECURRENT PAYABLES

CRFC (Pension + Gratuities)												TOTALS
Pension Arrears	Pension Bureau	-	-	-	-	-	-	-	-	-	-	522,907,502
Gratuity Arrears	Pension Bureau	-	-	-	-	-	-	-	-	-	-	24,076,208,463
Total		-	-	-	-	-	-	-	-	-	-	24,599,115,965
Others		-	-	-	-	-	-	-	-	-	-	-
GRAND TOTAL - PAYABLES		1,205,093,702	965,172,009	186,448,894	5,905,000			409,507,500			130,140,100	27,501,383,169

SUPPLEMENTARY NOTES TO GPFS FOR THE YEAR ENDED 31ST DECEMBER 2021

SUPPLEMENTARY NOTE 16

CLOSING BALANCES OF OTHER LOANS AS AT 31ST DECEMBER 2021

NOTE		Opening Balance as at 1st Jan. 2021	Receipts: Jan - June, 2021	Repayment: Jan - June, 2021	Balance as at 30th June 2021	Receipts: July - Dec., 2021	Repayment: July - Dec., 2021	Adjustment in Opening Balance	Effect Of Change In Exchange Rate	Balance 31st December, 2021
	INTERNAL LOANS									
IL 5	Bank Debt of ₦11,939b Restructured	8,663,416,524.59	-	256,774,374.72	8,406,642,149.87	-	143,312,888.56	2,473,534,202.16		10,736,863,463.47
IL 6	FGN ₦15.942 Billion Bailout for Salary (EDSG/15 LGCs)	14,283,540,569.19	-	224,968,002.85	14,058,572,566.34	-	261,575,121.29			13,796,997,445.05
IL 7	₦10 Billion Excess Crude Project Loan	9,063,173,755.48	-	143,172,169.39	8,920,001,586.09	-	202,519,842.25			8,717,481,743.84
IL 8	₦16.869 Billion Monthly FSP/Budget Support	17,510,329,634.58	-	-	17,510,329,634.58	-	22,538,304.96			17,487,791,329.62
IL 9	EDSG Bonds	-	6,814,296,270.07	2,450,000,000.04	4,364,296,270.03	11,460,630,393.65	2,450,000,000.04			13,374,926,663.64
IL 10	₦2b CBN MSME Dev. Fund (MSMEDF)	2,000,000,000.00	-	-	2,000,000,000.00	-	-		-	2,000,000,000.00
IL 11	₦5 Billion CAC Comm Agric Credit	2,620,023,187.98	-	684,435,795.09	1,935,587,392.89	-	701,364,602.60		-	1,234,222,790.29
IL 12	N20b First Bank CFF Loans		13,793,861,496.33	-	13,793,861,496.33	-	-			13,793,861,496.33
IL 13	FGN Bridging Facility		3,007,180,457.14	-	3,007,180,457.14	-	-			3,007,180,457.14
		54,140,483,671.82	23,615,338,223.54	3,759,350,342.09	73,996,471,553.27	11,460,630,393.65	3,781,310,759.70	2,473,534,202.16	=	84,149,325,389.38
		Opening Balance as at 1st Jan. 2021	Receipts: Jan - June, 2021	Repayment: Jan - June, 2021	Balance as at 30th June 2021	Receipts: July - Dec., 2021	Repayment: July - Dec., 2021	Adjustment in Opening Balance	Effect Of Change In Exchange Rate	Balance 31st December, 2021
	EXTERNAL LOANS									
EL 1	₦114.1 Billion Other External Loans (DMO)**	106,513,994,073.22	2,941,845,641.67	579,360,385.40	108,876,479,329.49		759,533,791.39	-	5,990,205,785.47	114,107,151,323.57
EL 2	External Loans - World Bank Loan	-	-	-	-	-	-	-	-	-
	Total External Loan	106,513,994,073.22	2,941,845,641.67	579,360,385.40	108,876,479,329.49	-	759,533,791.39	-	5,990,205,785.47	114,107,151,323.57
	GRAND TOTAL	160,654,477,745.04	26,557,183,865.21	4,338,710,727.49	182,872,950,882.76	11,460,630,393.65	4,540,844,551.09	2,473,534,202.16	5,990,205,785.47	198,256,476,712.95



**NOTES****SUPPLEMENTARY NOTE II 5****N11.939 BILLION COMM. BANK RESTRUCTURED LOAN**

	Principal	Interest	Total	Capital Receipt	Balance
Opening Balance 01/01/2021	2,958,239,789.12	5,852,973,684.36	8,811,213,473.48	11,938,610,580.83	8,663,416,524.59
Opening Balance Adjustment	(2,156,579,978.04)	2,156,579,978.04			2,473,534,202.16
January	52,825,710.52	104,517,387.23	157,343,097.75		11,084,125,016.23
February	52,825,710.52	104,517,387.23	157,343,097.75		11,031,299,305.71
March	52,825,710.52	104,517,387.23	157,343,097.75		10,978,473,595.19
April	52,825,710.52	104,517,387.23	157,343,097.75		10,925,647,884.67
May	22,596,141.00	134,746,956.74	157,343,097.74		10,903,051,743.67
June	22,875,391.64	134,467,706.10	157,343,097.74		10,880,176,352.03
July	23,158,093.35	134,185,004.39	157,343,097.74		10,857,018,258.68
August	23,444,288.79	133,898,808.95	157,343,097.74		10,833,573,969.89
September	23,734,021.13	133,609,076.61	157,343,097.74		10,809,839,948.76
October	24,027,334.07	133,315,763.67	157,343,097.74		10,785,812,614.69
November	24,324,271.88	133,018,825.86	157,343,097.74		10,761,488,342.81
December	<u>24,624,879.34</u>	<u>132,718,218.40</u>	<u>157,343,097.74</u>		10,736,863,463.47
For the year	<u>400,087,263.28</u>	<u>1,488,029,909.64</u>	<u>1,888,117,172.92</u>	-	
Balance as at 31/12/2021	<u>1,201,747,117.36</u>	<u>9,497,583,615.04</u>	<u>10,699,330,689.40</u>	<u>11,938,610,580.83</u>	<u>10,736,863,463.47</u>

SUPPLEMENTARY NOTE II 6**N15,942 BILLION CBN (FGN) SALARY BAILOUT LOAN (EDSG & 15 LGCs)**

	Principal	Interest	Total	Capital Receipt	Balance
Opening Balance 01/01/2021	3,032,671,555.95	5,079,748,113.42	7,525,129,436.11	15,942,121,541.77	14,283,540,569.19
Prior Year Repayment Adjustment	(1,374,090,583.37)	1,374,090,583.37			
January	-	-	-		14,283,540,569.19
February	-	-	-		14,283,540,569.19
March	52,901,339.18	64,617,036.87	117,518,376.05		14,230,639,230.01
April	57,781,591.16	59,736,781.89	117,518,373.05		14,172,857,638.85
May	56,035,738.89	61,482,637.16	117,518,376.05		14,116,821,899.96
June	58,249,333.62	59,269,042.43	117,518,376.05		14,058,572,566.34
July	56,521,059.05	60,997,317.00	117,518,376.05		14,002,051,507.29
August	56,761,080.00	60,757,296.05	117,518,376.05		13,945,290,427.29
September	-	-	-		13,945,290,427.29
October	30,396,413.84	87,846,177.86	118,242,591.70		13,914,894,013.45
November	57,855,416.51	60,387,175.19	118,242,591.70		13,857,038,596.94
December	<u>60,041,151.89</u>	<u>58,201,439.81</u>	<u>118,242,591.70</u>		13,796,997,445.05
For the year	<u>486,543,124.14</u>	<u>573,294,904.26</u>	<u>1,059,838,028.40</u>		
Balance as at 31/12/2021	<u>2,145,124,096.72</u>	<u>7,027,133,601.05</u>	<u>8,584,967,464.51</u>	<u>15,942,121,541.77</u>	<u>13,796,997,445.05</u>





SUPPLEMENTARY NOTE IL 7
N10.00 BILLION EXCESS CRUDE (CAPITAL PROJECT) LOAN

	Principal	Interest	Total	Capital Receipt	Balance
Opening Balance 01/01/2021	1,584,369,439.62	2,765,459,379.53	4,349,828,819.15	10,000,000,000.00	9,063,173,755.48
Prior Year Repayment Adjustment	(647,543,195.00)	647,543,195.00			
January	-	-	-		9,063,173,755.48
February	-	-	-		9,063,173,755.48
March	35,886,064.91	37,922,296.45	73,808,361.36		9,027,287,690.57
April	36,033,541.89	37,774,819.47	73,808,361.36		8,991,254,148.68
May	34,927,400.39	38,880,960.97	73,808,361.36		8,956,326,748.29
June	36,325,162.20	37,483,199.16	73,808,361.36		8,920,001,586.09
July	35,229,979.77	38,578,381.59	73,808,361.36		8,884,771,606.32
August	35,379,586.53	38,428,774.83	73,808,361.36		8,849,392,019.79
September	38,199,150.48	36,059,707.33	74,258,857.81		8,811,192,869.31
October	18,693,245.75	55,565,612.06	74,258,857.81		8,792,499,623.56
November	38,199,150.48	36,059,707.33	74,258,857.81		8,754,300,473.08
December	<u>36,818,729.24</u>	<u>37,440,128.57</u>	<u>74,258,857.81</u>		8,717,481,743.84
For the year	<u>345,692,011.64</u>	<u>394,193,587.76</u>	<u>739,885,599.40</u>		
Balance as at 31/12/2021	<u>1,282,518,256.26</u>	<u>3,807,196,162.29</u>	<u>5,089,714,418.55</u>	<u>10,000,000,000.00</u>	<u>8,717,481,743.84</u>

SUPPLEMENTARY NOTE IL 8

N17.569 BILLION MONTHLY FSP (BUDGET SUPPORT) LOAN

	DR	DR		CR	
	Principal	Interest	Total	Capital Receipt	Balance
	N	N	N	N	N
Opening Balance 01/01/2021	58,670,365.42	1,081,974,480.79	1,140,644,846.21	17,569,000,000.00	17,510,329,634.58
January	-	-	-		17,510,329,634.58
February	-	-	-		17,510,329,634.58
March	-	-	-		17,510,329,634.58
April	-	-	-		17,510,329,634.58
May	-	-	-		17,510,329,634.58
June	-	-	-		17,510,329,634.58
July	11,227,051.04	143,681,066.71	154,908,117.75		17,499,102,583.54
August	11,311,253.92	143,596,863.83	154,908,117.75		17,487,791,329.62
September	-	-	-		17,487,791,329.62
October	-	-	-		17,487,791,329.62
November	-	-	-		17,487,791,329.62
December	-	-	-		17,487,791,329.62
For the year	<u>22,538,304.96</u>	<u>287,277,930.54</u>	<u>309,816,235.50</u>		
Balance as at 31/12/2021	<u>81,208,670.38</u>	<u>1,369,252,411.33</u>	<u>1,450,461,081.71</u>	<u>17,569,000,000.00</u>	<u>17,487,791,329.62</u>





SUPPLEMENTARY NOTE IL 9

EDSG BONDS

	DR	DR		CR	
	Principal	Interest	Total	Capital Receipt	Balance
	N	N	N	N	N
Opening Balance 01/01/2021		-	-		
January	408,333,333.34	191,666,666.66	600,000,000.00	6,029,398,683.44	5,621,065,350.10
February	408,333,333.34	191,666,666.66	600,000,000.00	40,897,607.69	5,253,629,624.45
March	408,333,333.34	191,666,666.66	600,000,000.00	137,541,489.40	4,982,837,780.51
April	408,333,333.34	191,666,666.66	600,000,000.00	371,067,775.17	4,945,572,222.34
May	408,333,333.34	191,666,666.66	600,000,000.00	165,875,750.54	4,703,114,639.54
June	408,333,333.34	191,666,666.66	600,000,000.00	69,514,963.83	4,364,296,270.03
July	408,333,333.34	191,666,666.66	600,000,000.00	104,018,107.33	4,059,981,044.02
August	408,333,333.34	191,666,666.66	600,000,000.00	90,150,671.50	3,741,798,382.18
September	408,333,333.34	191,666,666.66	600,000,000.00	163,150,129.09	3,496,615,177.93
October	408,333,333.34	191,666,666.66	600,000,000.00	28,199,618.22	3,116,481,462.81
November	408,333,333.34	191,666,666.66	600,000,000.00	89,180,233.82	2,797,328,363.29
December	408,333,333.34	191,666,666.66	600,000,000.00	10,985,931,633.69	13,374,926,663.64
For the year	4,900,000,000.08	2,299,999,999.92	7,200,000,000.00	18,274,926,663.72	
Balance as at 31/12/2021	4,900,000,000.08	2,299,999,999.92	7,200,000,000.00	18,274,926,663.72	13,374,926,663.64

SUPPLEMENTARY NOTE IL 10

N2 BILLION CBN MSME DEVELOPMENT FUND (MSMEDF) TO MWCCE

	DR	DR		CR	
	Principal	Interest	Total	Capital Receipt	Balance
	N	N	N	N	N
Opening Balance 01/01/2021	-	-	-	2,000,000,000.00	2,000,000,000.00
January	-	-	-		2,000,000,000.00
February	-	-	-		2,000,000,000.00
March	-	-	-		2,000,000,000.00
April	-	-	-		2,000,000,000.00
May	-	-	-		2,000,000,000.00
June	-	-	-		2,000,000,000.00
July	-	-	-		2,000,000,000.00
August	-	-	-		2,000,000,000.00
September	-	-	-		2,000,000,000.00
October	-	-	-		2,000,000,000.00
November	-	-	-		2,000,000,000.00
December	-	-	-		2,000,000,000.00
For the year	-	-	-		
Balance as at 31/12/2021	-	-	-	2,000,000,000.00	2,000,000,000.00





SUPPLEMENTARY NOTE IL 11

N5 BILLION CAC COMM AGRIC CREDIT

	DR	DR		CR	
	Principal	Interest	Total	Capital Receipt	Balance
	N	N	N	N	N
Opening Balance 01/01/2021	2,379,976,812	610,092,016	2,990,068,828	5,000,000,000.00	2,620,023,187.98
January	112,620,598	13,120,442	125,741,040		2,507,402,589.50
February	113,087,276	12,653,764	125,741,040		2,394,315,313.30
March	114,745,593	10,995,447	125,741,040		2,279,569,719.87
April	114,054,786	11,686,255	125,741,040		2,165,514,934.22
May	114,900,480	10,840,560	125,741,040		2,050,614,454.32
June	115,027,061	10,713,979	125,741,040		1,935,587,392.89
July	115,845,388	9,895,653	125,741,040		1,819,742,005.29
August	116,007,479	9,733,562	125,741,040		1,703,734,526.61
September	116,500,113	9,240,927	125,741,040		1,587,234,413.43
October	117,276,975	8,464,065	125,741,040		1,469,957,438.24
November	117,492,865	8,248,175	125,741,040		1,352,464,573.04
December	118,241,783	7,499,257	125,741,040		1,234,222,790.29
For the year	1,385,800,398	123,092,085	1,508,892,483		
Balance as at 31/12/2021	3,765,777,210	733,184,101	4,498,961,311	5,000,000,000.00	1,234,222,790.29

SUPPLEMENTARY NOTE IL 12

N20 BILLION FIRST BANK CFF LOANS

	DR	DR		CR	
	Principal	Interest	Total	Capital Receipt	Balance
	N	N	N	N	N
Opening Balance 01/01/2021	-	-	-		
January	-	-	-	13,793,861,496.33	13,793,861,496.33
February	-	-	-		13,793,861,496.33
March	-	-	-		13,793,861,496.33
April	-	-	-		13,793,861,496.33
May	-	-	-		13,793,861,496.33
June	-	-	-		13,793,861,496.33
July	-	-	-		13,793,861,496.33
August	-	-	-		13,793,861,496.33
September	-	-	-		13,793,861,496.33
October	-	-	-		13,793,861,496.33
November	-	-	-		13,793,861,496.33
December	-	-	-		13,793,861,496.33
For the year	-	-	-		
Balance as at 31/12/2021	=	=	=	=	13,793,861,496.33





SUPPLEMENTARY NOTE IL 13

FGN BRIDGING FACILITY

	DR	DR		CR	
	Principal	Interest	Total	Capital Receipt	Balance
	N	N	N	N	N
Opening Balance 01/01/2021					
January	-	-	-	3,007,180,457.14	3,007,180,457.14
February			-		3,007,180,457.14
March			-		3,007,180,457.14
April			-		3,007,180,457.14
May			-		3,007,180,457.14
June			-		3,007,180,457.14
July			-		3,007,180,457.14
August			-		3,007,180,457.14
September			-		3,007,180,457.14
October			-		3,007,180,457.14
November			-		3,007,180,457.14
December	=	=	=		3,007,180,457.14
For the year	-	-	-	3,007,180,457	
Balance as at 31/12/2021	=	=	=	<u>3,007,180,457.14</u>	<u>3,007,180,457.14</u>

SUPPLEMENTARY NOTE EL 1

N106.5 BILLION OTHER EXTERNAL LOAN (DMO) BALANCES AS AT 31ST DECEMBER 2021

	Principal	Interest	Receipt	Balance
	N	N	N	N
Opening Balance 01/01/2021	106,513,994,073.22			106,513,994,073.22
Receipt During the Year	2,941,845,641.67			2,941,845,641.67
Effect of Change in Exchange Rate	5,990,205,785.47	-		5,990,205,785.47
Restateted Opening Balance	115,446,045,500.36	-	-	115,446,045,500.36
January - June 2021	579,360,385.40	-		579,360,385.40
July - December 2021	759,533,791.39	-		759,533,791.39
For the year	1,338,894,176.79	-		1,338,894,176.79
BALANCE AS AT 31ST DECEMBER 2021	<u>114,107,151,323.57</u>	=	=	<u>114,107,151,323.57</u>





SUPPLEMENTARY NOTES TO GPFS FOR THE YEAR ENDED 31ST DECEMBER 2021

SUPPLEMENTARY NOTE 17

EFFECT OF RETROSPECTIVE RESTATEMENT (RESERVE)

	2021	2020
	N	N
Recognition of Balances held by MDA	(68,529,388.36)	425,975,978.96
Recognition of revenue in TCO	(1,396,815,106.15)	2,994,793,699.49
Advances Retired	-	(200,993,111.23)
Derecognition of World Bank Loan already captured in DMO Figures	-	614,000,000.00
Recognition of Special Purpose Vehicles and other Assets	-	5,896,826,313.69
Opening Balance Adjustment in Restructured Bank Loan	(2,473,534,202.16)	-
Adjustment in Accrued Expenses	-	9,091,229,964.39
	<u>-3,938,878,696.67</u>	<u>18,395,856,866.34</u>

EFFECT OF RETROSPECTIVE RESTATEMENT (Accumulated Surplus)

December 2019 FAAC received in January 2020	-	5,455,510,480.51
Adjustment in Other Prior Year Receipts	<u>(662,314,659.91)</u>	<u>1,757,948,492.56</u>
	<u>-662,314,659.91</u>	<u>7,213,458,973.07</u>

SUPPLEMENTARY NOTE 18

OTHER OPERATING ACTIVITIES FOR CASHFLOW PURPOSE

Changes in		
Advances	-	(4,199,647,525.15)
Receivables	(237,806,930.66)	(4,961,630,880.04)
Prepayment	(1,728,125,000.00)	(2,141,500,000.00)
Accrued Expenses	2,187,421,916.80	(8,091,229,964.39)
Loan Granted	(1,000,000,000.00)	0.00
Reserve & Surplus	<u>(2,127,659,154.42)</u>	<u>24,995,315,839.41</u>
	<u>-2,906,169,168.28</u>	<u>5,601,307,469.83</u>





SUPPLEMENTARY NOTES TO GPFS FOR THE YEAR ENDED 31ST DECEMBER 2021

SUPPLEMENTARY NOTE 19

SFTAS GRANTS RECEIPTS AND EXPENDITURE

Edo State participated in the World Bank assisted States Fiscal Transparency, Accountability and Sustainability Program for Results (SFTAS PforR) having met the Eligibility Criteria for 2018, 2019 and 2020. The amount of Grant earned is determined by Disbursement Linked Results achieved by the State as defined in Subsidiary Grant Agreement dated xx-xx-xxxx. The achievement of performance by the State is verified by an Independent Verification Agent. The Program Expenditure Framework for SFTAS Program comprises expenditures incurred in the following budget lines:

	2021			2020			2019		
	Personnel	Overheads	Total	Personnel	Overheads	Total	Personnel	Overheads	Total
Department of Finance	59,329,370.25	253,454,287.43	312,783,657.68	51,433,839.70	426,262,801.05	477,696,640.75	71,304,688.40	495,555,311.63	566,860,000.03
Department of Budget and Economic Planning	107,108,130.22	39,474,650.00	146,582,780.22	107,745,682.38	25,283,150.00	133,028,832.38	67,637,465.06	116,981,724.08	184,619,189.14
State Board of Internal Revenue	897,041,589.97	2,013,733,023.21	2,910,774,613.18	784,087,866.15	596,460,614.12	1,380,548,480.27	693,131,776.65	726,294,519.69	1,419,426,296.34
Office of the Accountant-General	65,719,866.43	996,560,284.90	1,062,280,151.33	55,621,268.37	464,887,818.06	520,509,086.43	37,514,174.75	824,692,751.86	862,206,926.61
Total	<u>1,129,198,956.87</u>	<u>3,303,222,245.54</u>	<u>4,432,421,202.41</u>	<u>998,888,656.60</u>	<u>1,512,894,383.23</u>	<u>2,511,783,039.83</u>	<u>869,588,104.86</u>	<u>2,163,524,307.26</u>	<u>3,033,112,412.12</u>

The State was found eligible to participate in the Program for 2018, 2019 and 2020 for verification and disbursements occurred during the year. Verification and disbursement for 2021 is to occur in 2022. The disbursements below were received as grants from the Federal Government in the State's (Consolidated Revenue Fund) and are reflected in the activity and balances under Note (note for cash and bank balances).

S/No	Details	2020	2019
1	Amount earned for 2018 performance	\$6.00M	-
2	Amount earned for 2019 performance	\$7.90M	-
3	Amount earned for 2020 Covid-19 Response Performance	\$10.00M	
4	Amount earned for 2020 Additional Financing	\$7.0m	
	Total	\$30.90m	-





SUPPLEMENTARY NOTES TO GPFS FOR THE YEAR ENDED 31ST DECEMBER 2021

SUPPLEMENTARY NOTE 20

MINISTRIES AND PARASTATALS (PERSONNEL COST)

2020 ACTUAL	Ministry/Department/Parastatal		YEAR ENDED DECEMBER 2021			
			Actual N	2021 Budget N	Excess N	Savings N
36,131,003.03	Ministry of Communication & Orientation	MOCO	52,786,322	60,000,000.00	-	7,213,678.01
131,457,287.34	Edo Broadcasting Service (EBS)	EBS	118,119,103	150,000,000.00	-	31,880,897.25
<u>108,916,584.50</u>	Bendel Newspapers Limited	BNC	131,462,815	<u>150,000,000.00</u>	-	18,537,185.24
<u>276,504,874.87</u>	Total		<u>302,368,239.50</u>	<u>360,000,000.00</u>	-	<u>57,631,760.50</u>
						-
271,447,045.11	Ministry of Agric. & Natural Resources	MANR	356,802,168.11	400,000,000.00	-	43,197,831.89
-	College of Agriculture Iguoriakhi	CAI	11,170,601	120,000,000.00	-	108,829,398.97
-	College of Agriculture Agenebode	CAA		50,000,000.00		50,000,000.00
-	College of Agriculture Uromi	CAU		50,000,000.00	-	50,000,000.00
22,000,000.00	Edo State Agric. Development Program	ADP	22,000,000	30,000,000.00	-	8,000,000.00
-	Edo State Committee on Community Farms	CCF		-	-	-
-	Tree Crop Unit	TCU	-	-	-	-
<u>293,447,045.11</u>	Total		<u>389,972,769.14</u>	<u>650,000,000.00</u>	-	<u>260,027,230.86</u>
						-
<u>87,618,361.50</u>	Edo State Transport Management Agency	EDTSMA	478,366,256	500,000,000.00	-	21,633,743.79
<u>87,618,361.50</u>	Total		<u>478,366,256.21</u>	<u>500,000,000.00</u>	-	<u>21,633,743.79</u>
						-
59,662,308.66	Ministry of Energy & Water Resources	MEWR	118,427,444	145,000,000.00	-	26,572,555.54
223,490,234.81	Edo State Urban Water Board	SUWB	270,899,898	290,000,000.00	-	19,100,101.98
<u>25,999,687.44</u>	Rural Electricity Board	REB	26,134,810	<u>35,000,000.00</u>	-	8,865,189.90
<u>309,152,230.91</u>	Total		<u>415,462,152.58</u>	<u>470,000,000.00</u>	-	<u>54,537,847.42</u>
						-
49,047,099.62	Ministry of Arts, Culture and Tourism	MACT	64,622,042	70,000,000.00	-	5,377,957.55
18,590,365.44	Edo State Council for Arts & Culture	ESAC	20,969,799	30,000,000.00	-	9,030,201.13
-	Tourism Board	TB	-	-	-	-
<u>67,637,465.06</u>	Total		<u>85,591,841.32</u>	<u>100,000,000.00</u>	-	<u>14,408,158.68</u>





MINISTRIES AND PARASTATALS (PERSONNEL COST) Contd.

108,102,455.72	Ministry of Physical Planning & Urban Dev.	MPPUD	152,287,546	155,000,000.00	-	2,712,453.94
	Edo GIS	Edo GIS	81,380,615	80,000,000.00	-	1,380,614.64
-	Edo State Dev. & Property Agency	EDPA	25,412,088	60,000,000.00	-	34,587,911.58
<u>108,102,455.72</u>	Total		<u>259,080,249.12</u>	<u>295,000,000.00</u>	<u>-</u>	<u>35,919,750.88</u>
						-
67,732,798.97	Ministry of Youths and Sports	MOYS	49,557,907	70,000,000.00	-	20,442,093.22
395,303,048.26	Edo State Sports Commission	ESC	733,292,852	1,000,000,000.00	-	266,707,148.22
-	Edo State Fire Service	EFS	31,090,129	40,000,000.00	-	8,909,871.14
-	Football Academy	FA	-	-	-	-
<u>463,035,847.23</u>	Total		<u>813,940,887.42</u>	<u>1,110,000,000.00</u>	<u>-</u>	<u>296,059,112.58</u>
						-
57,948,930.04	Ministry of WA and Social Development	WASD	64,626,909	75,000,000.00	-	10,373,091.46
-	Christian Pilgrim Welfare Board	CPWB		-	-	-
-	Muslim Pilgrim Welfare Board	MPWB		-	-	-
-	State Emergency Management Agency	SEMA		-	-	-
-	Skill Acquisition Centre/Treated/Cured Lunatics	SAC		-	-	-
-	Remand Homes	RH		-	-	-
-	Rehabilitation of Destitutes	ROD		-	-	-
-	Orphans and Vulnerable Children	OVC		-	-	-
-	Child Right Law(Committee on Implementation)	CRLC		-	-	-
-	Project Cherilove	PC		-	-	-
-	Committee on Human Trafficking	COHT	21,390,000	-	21,390,000.00	
-	Celebration/Act of United Nations Res.	COUN		-	-	-
-	Women Fund for Economic Empowerment/Pub	WFEE		-	-	-
<u>57,948,930.04</u>	Total		<u>86,016,908.54</u>	<u>75,000,000.00</u>	<u>21,390,000.00</u>	<u>10,373,091.46</u>
						-
157,071,245.35	Ministry of Education	MOE	194,626,445	210,000,000.00	-	15,373,554.91
145,216.96	Agency for Adults and Non-formal Education	AANE			-	-
3,054,000,000.00	Ambrose Alli University, Ekpoma	AAU	1,350,000,000	3,000,000,000.00	-	1,650,000,000.00
1,200,000,000.00	Edo University Iyamho	EUI	300,000,000	500,000,000.00	-	200,000,000.00
-	College of Education, Ekiadolor	CEE	-		-	-
8,164,370.06	Michael Imoudu Inst. Of Physical Edu., Afuze	MIPE	11,286,324		11,286,324.02	- 11,286,324.02





MINISTRIES AND PARASTATALS (PERSONNEL COST) Contd.

-	Institute of Continuing Education	ICE	-	-	-	-
4,846,465,458.32	Post Primary Education Board	PPEB	5,540,244,467	6,000,000,000.00	-	459,755,532.80
-	Ethiope Publishing Corp. Benin City	EPC	-	-	-	-
23,574,823.59	State Library Board	SLB	12,129,939	20,000,000.00	-	7,870,060.56
424,193,291.07	Edo State Polytechnic, Usen	ITM	279,048,376	500,000,000.00	-	220,951,624.16
300,708,268.37	College of Education, Igueben	CEI	254,957,028	400,000,000.00	-	145,042,972.48
207,824,993.63	Board for Technical Education Benin City	BTE	336,312,813	400,000,000.00	-	63,687,187.39
	State Universal Education Board	SUBEB		-	-	-
1,028,641,648.30	Tayo Akpata University of Education	TAUE	30,967,985	1,000,000,000.00	-	969,032,015.36
<u>95,298,217.23</u>	State Universal Basic Education Board	SUBEB	97,921,218	<u>120,000,000.00</u>	-	22,078,781.77
<u>11,346,087,629.88</u>	Total		<u>8,407,494,594.59</u>	<u>12,150,000,000.00</u>	<u>11,286,324.02</u>	<u>3,742,505,405.41</u>
418,797,737.31	Ministry of Health	MOH	389,352,618	500,000,000.00	-	110,647,381.51
3,925,109,136.13	Hospital Management Board	HMB	5,242,154,936	5,500,000,000.00	-	257,845,064.48
-	Traditional Medicine Board	TMB	-	-	-	-
8,370,000.00	Ossioma Leposarium	OL	-	30,000,000.00	-	30,000,000.00
-	EDO STATE HEALTH INSURANCE COMMISSION	HIC	77,695,467	105,000,000.00	-	27,304,532.92
-	EDO STATE PRIMARY HEALTH CARE AGENCY	PHC	80,240,636	<u>50,000,000.00</u>	<u>30,240,636.20</u>	
<u>4,352,276,873.44</u>	Total		<u>5,789,443,657.29</u>	<u>6,185,000,000.00</u>	<u>30,240,636.20</u>	<u>395,556,342.71</u>
-	Edo Public Procurement Agency	EDPPA		-	-	-
<u>25,645,278.31</u>	Edo Public Procurement Agency	EDPPA	37,920,007	<u>35,000,000.00</u>	<u>2,920,007.03</u>	- <u>2,920,007.03</u>
<u>25,645,278.31</u>	Total		<u>37,920,007.03</u>	<u>35,000,000.00</u>	<u>2,920,007.03</u>	- <u>2,920,007.03</u>
134,730,436.77	Ministry of Environment and Public Utilities	ME&S	186,352,952	180,000,000.00	6,352,952.45	- <u>6,352,952.45</u>
9,012,275.11	Edo State Environment & Waste Mgt Board	EWMB	12,322,749	40,000,000.00	-	<u>27,677,251.32</u>
-	Edo State Signage Agency	EDSA		10,000,000.00	-	<u>10,000,000.00</u>
-	Edo State Forestry Commission	EDFC		10,000,000.00	-	<u>10,000,000.00</u>
-	Edo State Environmental Protection Agency	EDSPA		10,000,000.00	-	<u>10,000,000.00</u>
-	Environmental Education	EE	-	-	-	-
<u>143,742,711.88</u>	Total		<u>198,675,701.13</u>	<u>250,000,000.00</u>	<u>6,352,952.45</u>	<u>51,324,298.87</u>
<u>17,531,199,703.95</u>	GRAND TOTAL		<u>17,264,333,263.87</u>	<u>22,180,000,000.00</u>	<u>72,189,919.70</u>	<u>4,937,056,736.13</u>





SUPPLEMENTARY NOTE 21

MINISTRIES AND PARASTATALS (OVERHEAD COST)

2020 ACTUAL	Ministry/Department/Parastatal		YEAR ENDED DECEMBER 2021			
			Actual N	Budget N	Excess N	Savings N
40,556,213.20	Ministry of Communication & Orientation	MOCO	21,874,150.00	22,000,000.00		125,850.00
55,595,591.98	Edo Broadcasting Service (EBS)	EBS	23,016,259.99	-	23,016,259.99	-
<u>60,973,537.00</u>	Bendel Newspapers Limited	BNC	<u>26,412,365.17</u>	-	<u>26,412,365.17</u>	-
<u>157,125,342.18</u>	Total		<u>71,302,775.16</u>	<u>22,000,000.00</u>	<u>49,428,625.16</u>	<u>125,850.00</u>
19,019,846.00	Ministry of Agric. & Natural Resources	MANR	97,655,050.00	25,000,000.00	2,655,050.00	
16,598,894.64	College of Agriculture Iguoriakhi	CAI	9,900,000.00	20,000,000.00	-	10,100,000.00
3,315,608.48	College of Agriculture Agenebode	CAA	-	-	-	-
1,651,000.00	Edo State Agric. Development Program	ADP	-	-	-	-
700,000.00	Edo State Committee on Communal Farms	CCF	-	-	-	-
-	Tree Crop Unit	TCU	-	-	-	-
<u>41,285,349.12</u>	Total		<u>107,555,050.00</u>	<u>45,000,000.00</u>	<u>72,655,050.00</u>	<u>10,100,000.00</u>
64,958,345.87	Edo State Transport Management Agency	EDTSMA	65,539,907.70	65,000,000.00	539,907.70	-
<u>64,958,345.87</u>	Total		<u>65,539,907.70</u>	<u>65,000,000.00</u>	<u>539,907.70</u>	<u>-</u>
22,507,701.60	Ministry of Energy & Water Resources	MEWR	33,577,767.00	38,000,000.00	-	4,422,233.00
12,905,561.60	Edo State Urban Water Board	SUWB	12,627,550.00	10,000,000.00	2,627,550.00	-
2,103,408.48	Rural Electricity Board	REB	2,405,150.00	3,000,000.00	-	594,850.00
-	Edo State Electricitification Agency/Commission		-	40,000,000.00	-	-
-	Edo State Small Town Rural Water Supply And Sanitation Agency	STRUWASSA	6,366,200.00	5,000,000.00	1,366,200.00	-
<u>37,516,671.68</u>	Total		<u>54,976,667.00</u>	<u>96,000,000.00</u>	<u>3,993,750.00</u>	<u>5,017,083.00</u>
36,245,161.60	Ministry of Arts, Culture and Tourism	MACT	10,395,700.00	15,000,000.00	-	4,604,300.00
3,243,000.00	Edo State Arts Council	ESAC	6,706,700.00	10,000,000.00	-	3,293,300.00
-	Tourism Board	TB	-	20,000,000.00	-	20,000,000.00





MINISTRIES AND PARASTATALS (OVERHEAD COST) Contd.

-	Edo State Diaspora Agency		-	20,000,000.00	-	-
39,488,161.60	Total		17,102,400.00	65,000,000.00	-	27,897,600.00
-			-	-	-	-
37,212,145.64	Ministry of Physical Planning & Urban Dev.	MPPUD	27,936,450.00	30,000,000.00	-	2,063,550.00
	Edo State Public Building and Maintenance Agency		15,183,250.00	40,000,000.00		24,816,750.00
11,506,161.60	Edo State Dev. & Property Agency	EDPA	25,272,113.00	35,000,000.00	-	9,727,887.00
	Edo GIS		84,594,432.94	85,000,000.00		405,567.06
48,718,307.24	Total		152,986,245.94	190,000,000.00	-	37,013,754.06
22,004,045.52	Ministry of Youths and Sports	MOYS	18,273,375.00	22,000,000.00	-	3,726,625.00
6,883,894.64	Edo State Sports Commission	EDAC	11,591,095.00	5,000,000.00	6,591,095.00	-
-	Edo State Fire Service	EFS	7,938,950.00	15,000,000.00	-	7,061,050.00
5,683,093.40	State Emergency Management Agency	SEMA	4,769,500.00	5,000,000.00		230,500.00
489,043.40	Christian Pilgrims Welfare Board	CPWB	2,372,750.00	3,000,000.00		627,250.00
4,500,144.64	Muslim Pilgrims Welfare Board	MPWB	3,380,000.00	5,000,000.00	-	1,620,000.00
39,560,221.60	Total		48,325,670.00	55,000,000.00	6,591,095.00	13,265,425.00
635,137,261.60	Ministry of WA and Social Development	WASD	24,466,714.00	25,000,000.00	-	533,286.00
5,500,000.00	Skill Acquisition Centre	SAC	8,500,000.00	10,000,000.00	-	1,500,000.00
5,871,072.32	Correctional/Remand Homes	CRH	6,725,000.00	7,000,000.00	-	275,000.00
6,836,000.00	Rehabilitation of Destitutes	ROD	9,182,000.00	10,000,000.00	-	818,000.00
1,572,057.86	Orphans and Vulnerable Children	OVC	2,695,000.00	5,000,000.00	-	2,305,000.00
140,200.00	Child Right Law(Committee on Implementation)	CRLC	-	2,000,000.00	-	2,000,000.00
8,150,723.20	Project Cherilove	PC	12,000,000.00	15,000,000.00	-	3,000,000.00
39,571,000.00	Edo State Taskforce Against Human Trafficking	COHT	11,311,500.00	35,000,000.00	-	23,688,500.00
-	Celebration/Act of United Nations Res.	COUN	-	2,000,000.00	-	2,000,000.00
	Nigeria for Women Project	N4W		5,000,000.00		5,000,000.00
	Others		790,000.00	14,000,000.00		13,110,000.00
490,000.00	Women Fund for Economic Empowerment/Pub	WFEE	-	2,000,000.00	-	2,000,000.00
703,268,314.98	Total		75,670,214.00	132,000,000.00	-	56,329,786.00





MINISTRIES AND PARASTATALS (OVERHEAD COST) Contd.

132,868,855.56	Ministry of Education	MOE	231,568,318.13	45,000,000.00	186,568,318.13	
2,742,216.96	Agency for Adults and Non-formal Education	AAANE	2,400,000.00	5,000,000.00	-	2,600,000.00
5,171,875,583.39	Ambrose Alli University, Ekpoma	AAU	4,826,392,462.38	-	4,826,392,462.38	-
1,200,648,229.07	Edo University Iyamho	EUI	1,964,511,545.73	-	1,964,511,545.73	-
-	College of Education, Ekiadolor	CEE		-	-	-
-	Michael Imodu Inst. Of Physical Edu., Afuze	MIPE		-	-	-
-	Institute of Continuing Education	ICE		-	-	-
39,165,467.43	Post Primary Education Board	PPEB	16,401,000.00	15,000,000.00	1,401,000.00	-
-	Ethiophe Publishing Corp. Benin City	EPC			-	-
3,001,730.80	State Library Board	SLB	4,230,400.00	8,000,000.00	-	3,769,600.00
76,847,790.00	Edo State Polytechnic, Usen	ITM	213,666,395.00	20,000,000.00	193,666,395.00	-
23,403,980.80	College of Education, Igueben	CEI	20,995,400.00	20,000,000.00	995,400.00	-
9,102,894.48	Board for Technical Education Benin City	BTE	11,550,500.00	18,000,000.00	-	6,449,500.00
-	Edo Basic Education Sector Transformation (Edo Best)	Edo Best	1,290,000.00	5,000,000.00	-	3,710,000.00
24,642,035.00	Tayo Akpata University of Education	TAUE	990,000.00	20,000,000.00	-	19,010,000.00
<u>18,242,184.20</u>	State Universal Basic Education Board	SUBEB	<u>16,905,659.50</u>	<u>50,000,000.00</u>	-	<u>33,094,340.50</u>
<u>6,702,540,967.69</u>	Total		<u>7,310,901,680.74</u>	<u>206,000,000.00</u>	<u>7,173,535,121.24</u>	<u>68,633,440.50</u>
742,824,635.76	Ministry of Health	MOH	1,008,571,601.75	30,000,000.00	978,571,601.75	-
121,333,208.33	Hospital Management Board	HMB	129,725,788.29	150,000,000.00	-	20,274,211.71
-	Traditional Medicine Board	TMB	-	2,000,000.00	-	2,000,000.00
1,320,000.00	Ossioma Leposarium	OL	-	10,000,000.00	-	10,000,000.00
650,000.00	Sickle Cell Centre	SCC	-	2,000,000.00	-	2,000,000.00
	Edo State Primary Health Care Agency	PHCA	16,500,000.00	20,000,000.00		3,500,000.00
	Edo State Health Insurance Commission		10,129,327.75	35,000,000.00		24,870,672.25
<u>2,500,000.00</u>	Medical Assistance	MA	<u>8,097,600.00</u>	<u>15,000,000.00</u>	-	<u>6,902,400.00</u>
<u>868,627,844.09</u>	Total		<u>1,173,024,317.79</u>	<u>264,000,000.00</u>	<u>978,571,601.75</u>	<u>69,547,283.96</u>
-	Edo Public Procurement Agency	EDPPA				
<u>21,710,800.00</u>	Edo Public Procurement Agency	EDPPA	<u>49,998,616.21</u>	45,000,000.00	<u>4,998,616.21</u>	-
<u>21,710,800.00</u>	Total		<u>49,998,616.21</u>	<u>45,000,000.00</u>	<u>4,998,616.21</u>	-





MINISTRIES AND PARASTATALS (OVERHEAD COST) Contd.

32,971,312.25	Ministry of Environment and Public Utilities	ME&S	34,711,840.00	40,000,000.00	-	5,288,160.00
4,560,966.96	Edo State Environment & Waste Mgt Board	EWMB	10,263,040.00	35,000,000.00	-	24,736,960.00
5,181,121.93	Beautification of Towns/Cities/Water Fountain	BTC	-	10,000,000.00	-	10,000,000.00
1,520,000.00	Edo State Environmental Protection Agency	EPA	2,941,500.00	6,000,000.00	-	3,058,500.00
1,671,250.00	Market Sanitation	MS	4,670,200.00	10,000,000.00	-	5,329,800.00
	Edo State Erosion and Watershed Management Agency			20,000,000.00		20,000,000.00
	Environmental Health Hazard		497,000.00	3,000,000.00		2,503,000.00
	Edo State Forestry Commission	FS		6,000,000.00		6,000,000.00
1,378,700.00	Environmental Education	EE	5,172,900.00	10,000,000.00	-	4,827,100.00
	Edo State Signage Agency	SA		6,000,000.00		6,000,000.00
	Maintenance of Laboratory	ML		3,000,000.00		3,000,000.00
	Edo State Parks and Gardens Agency	PGA	1,467,000.00	5,000,000.00	-	3,533,000.00
	Provision of Monthly Subvention	PMS		6,000,000.00		6,000,000.00
<u>47,283,351.14</u>	Total		<u>58,256,480.00</u>	<u>160,000,000.00</u>	<u>-</u>	<u>81,743,520.00</u>
<u>8,772,083,677.19</u>	GRAND TOTAL		<u>9,185,640,024.54</u>	<u>1,345,000,000.00</u>	<u>8,290,313,767.06</u>	<u>369,673,742.52</u>





SUPPLEMENTARY NOTES TO GPFS FOR THE YEAR ENDED 31ST DECEMBER 2021
SUPPLEMENTARY NOTE 22

TRIAL BALANCE FOR THE YEAR ENDED 31ST DECEMBER, 2021

PAYMENTS (NET)			RECEIPTS (NET)	
DR	N		CR	N
A			A.	
RECURRENT EXPENDITURE			REVENUE	
1 PERSONNEL COST			Statutory Allocation	30,090,711,542.03
Administrative sector	4,270,997,685.28		13% Mineral Derivation	29,002,337,302.93
Economic Sector	3,253,660,763.32		Exchange Rate Gain	255,910,766.59
Law & Justice Sector	2,263,759,489.52		Excess Crude	8,717,820,699.22
Social Sector	15,359,218,794.62		VAT	22,377,438,648.47
			Excess Bank Charges	12,313,409.50
			Other FAAC Funds	5,920,010,357.03
			FSP Budget Support Facility	
			FAAC Special Allocation	1,010,467,095.42
			Non oil Revenue	641,107,847.18
TOTAL - PERSONNEL COST	25,147,636,732.74		Sub - Total	98,028,117,668.37
			Tax Revenue	22,200,044,321.17
2 OVERHEAD COST			Non-tax Revenue	14,452,602,961.81
Administrative sector	17,726,068,257.65		investment Income	1,900,141,821.22
Economic Sector	4,675,668,318.68		Interest Earned	9,485,693.31
Law & Justice Sector	646,833,272.63		Other Revenue	106,589,627.84
Social Sector	8,701,387,062.53			
TOTAL - OVERHEAD COST	31,749,956,911.49		Sub-Total	38,668,864,425.35
3 OTHERS:				
CRFC	43,863,301,012.09			
TOTAL - OTHERS	43,863,301,012.09			
TOTAL FOR A	100,760,894,656.32		TOTAL for (A)	136,696,982,093.72

B	CAPITAL EXPENDITURE		B	CAPITAL RECEIPTS	
	FA- Land & Buildings	10,332,271,803.06		Opening Balance	-
	Depr - Land & Building	4,143,129,023.86		Transfer from con. Rev. Fund	-
	Investment Asset-Building	-		Internal Loans	35,075,968,617.19
	Depr. - Investment Assets	-		External Loans	2,941,845,641.67
	FA - Plants & Equipment	1,770,888,217.78		Domestic Grants	6,297,912,726.74
	Depr - Plants & Equipments	417,091,699.90		Foreign Grants	161,354,463.30
	Investment Property	30,000,000.00		Other Capital Receipts	681,691,694.44

PAYMENTS (NET)			RECEIPTS (NET)	
DR	N		CR	N
			A.	
			REVENUE	
	FA - Motor Vehicle	346,356,936.63		
	Depr - Motor Vehicle	2,132,819,825.19		
	FA - Office Equipment	266,026,796.78		
	Depr. - Office Equipment	29,558,532.98		
	FA - Furniture & Fittings	341,166,457.00		
	Depr. - Furniture & Fittings	407,263,087.18		





	FA - Infrastructure	40,013,858,141.85			
	Depr. - Infrastructure	7,503,840,188.22			
	FA - Intangible Assets	4,924,143,167.25			
	Impairment	547,127,018.58			
	Asset under Construction	1,369,435,256.64			
	FA - Environmental Sewage & Dump Sites	262,468,547.87			
	Depr. - Environ Sewage & Dump Sites	13,814,134.09			
	Investments	105,771,984.88			
	Total for B	74,957,030,819.74		Total for B	45,158,773,143.34
C	ASSETS				
	Current Year (2021) Prepayment:				
I	Infrastructure	306,250,000.00	C		
II	Buildings	1,421,875,000.00		LIABILITIES	
2	Changes in Reserves & Surplus	2,127,659,154.42		Changes in Accrued Expenditure	2,187,421,916.80
3	Receivables	237,806,930.66			
4	Loans Granted	1,000,000,000.00			
	TOTAL FOR C	5,093,591,085.08		Total for C	2,187,421,916.80
D	TOTAL (A+B+C)	180,811,516,561.14	D	TOTAL (A+B+C)	184,043,177,153.86
E	ADD		E	ADD	
	CLOSING CASH			OPENING CASH	
	Active Accounts	12,256,269,684.73		Active Accounts	9,024,609,092.01
	Dormant Accounts	35,374,550.40		Dormant Account	35,374,550.40
	Other Bank of the Treasury	18,580,652.35		Other Bank of the Treasury	18,580,652.35
	Sub Total	12,310,224,887.48		SUB TOTAL	9,078,564,294.76
F	GRAND TOTAL (D+E)	193,121,741,448.62	F	GRAND TOTAL	193,121,741,448.62



**PART IV****4.0 BUDGETARY PERFORMANCE REVIEW**
LEGAL AUTHORITY FOR 2021 BUDGET

The Edo State had a deficit budget of **N178,887,161,844.97** in year 2021. The budget was presented to the Edo State House of Assembly on the 10th of November, 2020 and passed into law on the 22nd December, 2020 before it was later assented to by the Governor, **His Excellency Godwin Nogheghase Obaseki**. Details of the budget is analyzed as follows;

DESCRIPTION	APPROVED PROVISION (N)	APPROVED REVISED PROVISION (N)	% OF FINAL BUDGET
Projected Revenue	148,772,356,962.38	164,287,161,844.97	92%
Deficit financing	<u>15,300,000,000.00</u>	<u>14,600,030,000.00</u>	8%
	<u>164,072,356,962.38</u>	<u>178,887,191,844.97</u>	<u>100%</u>
Recurrent Expenditure	98,376,906,708.87	89,902,236,869.32	50%
Capital	<u>65,695,450,253.51</u>	<u>88,984,954,975.65</u>	<u>50%</u>
	<u>164,072,356,962.38</u>	<u>178,887,191,844.97</u>	<u>100%</u>

In comparison, the budget of 2021 as revised was N39,010,645,312.97 higher than 2020 approved deficit budget of N139,876,546,532.00.

Furthermore, the above table shows the Performance of deficit financing as 8% which is 5% lower than the previous year deficit of 13%.

4.1 OVERALL BUDGET PERFORMANCE 2021

The Overall Performance of the Budget for the year ended 31st December 2021 is broken down as follows;

Description	Budget N	Actual N	% Performance
Personnel Cost	31,390,206,869.32	25,147,636,732.74	80%
Overhead Cost	24,877,000,000.00	31,749,956,911.49	128%
CRF-Social Cont. Benefits	15,255,000,000.00	16,475,100,920.30	108%
CRF-Public Debt	18,380,030,000.00	27,388,200,091.79	149%





Sub-Total	89,902,236,869.32	100,760,894,656.32	112%
Capital	88,984,954,976.14	74,851,125,835.33	84%
Grand Total	178,887,191,845.46	175,612,153,491.65	98%

From the above table of budget performance review, there were excess expenditures in Overhead Cost, Consolidated Revenue Fund in the areas of Social Contribution benefits and Public debt. The aggregate performance in Recurrent Expenditure was 112%, Capital Expenditure was 84% while Overall Grand total Budget Performance was 98%.

BUDGET EXECUTION REPORT FOR COVID-19 RESPONSE AND RECOVERING PROGRAMME

The Global economy was affected by Covid-19 Pandemic in 2020. Its impact extended to 2021 and affected the Nigerian Social economic profile as well as Cash flow.

Extension of Covid-19 impact beyond 2020 necessitated the inclusion of Covid-19 Expenditure budget in the 2021 General Budget.

For the year ended 31st December 2021, the Table below shows the Expenditure Profile relating to Covid-19 Pandemic.

1. BUDGET EXECUTION REPORT FOR COVID-19 EXPENDITURE

S/N	DESCRIPTION	COVID-19 BUDGET	ACTUAL (JANUARY-DECEMBER)	VARIANCE	PERFORMANCE
1.	Recurrent Expenditure	8,584,000,000.00	7,359,081,025.2	1,224,918,974.8	86%
2.	Capital Expenditure	<u>9,872,727,273.00</u>	<u>10,533,848,821.54</u>	<u>661,121,548.54</u>	<u>107%</u>
	Total	<u>18,456,727,273.00</u>	<u>17,892,929,846.74</u>	<u>563,797,426.6</u>	<u>97%</u>

The 2021 budget did not tag any part of the total receipts as Covid-19 Revenue. Covid-19 Expenditure was however sourced from the Consolidated Revenue Fund of the State.

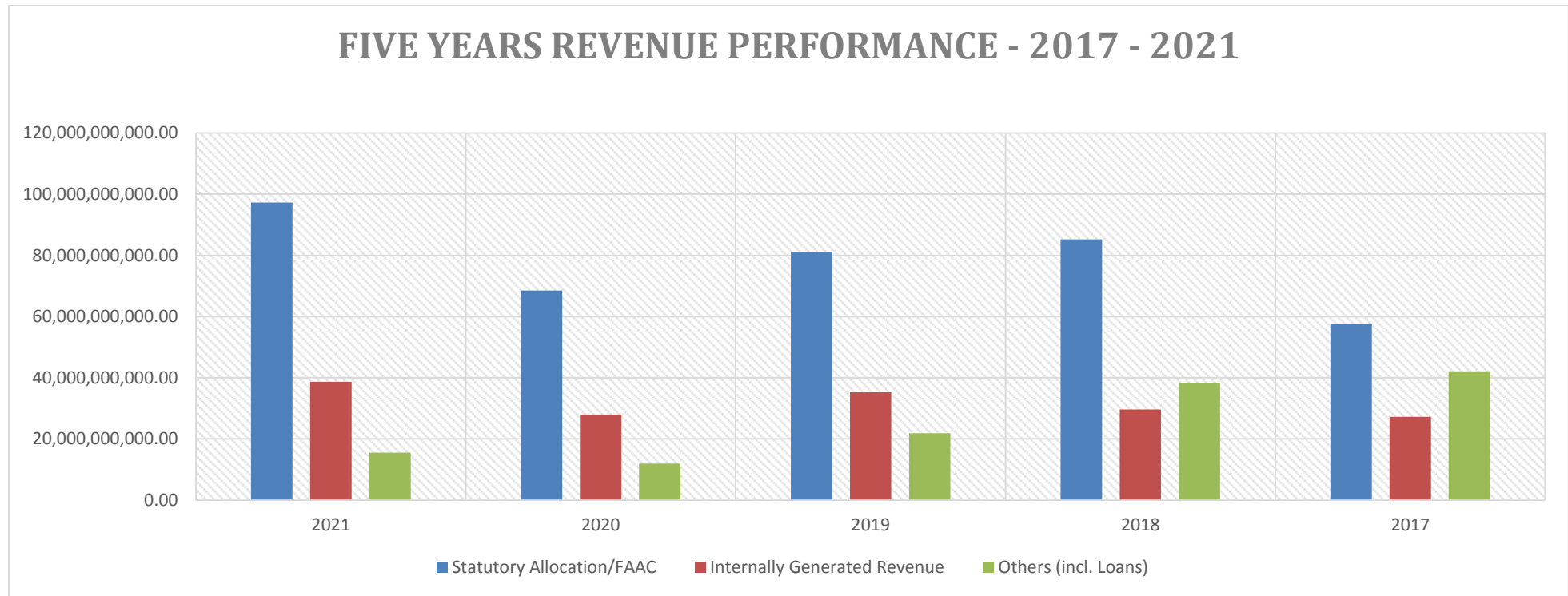




FIVE YEARS REVENUE PERFORMANCE 2017 - 2021

	2021	2020	2019	2018	2017
Statutory Allocation/FAAC	97,286,242,277.39	68,496,769,993.45	81,253,778,752.48	85,194,288,578.59	57,466,691,262.65
Internally Generated Revenue	38,668,864,425.35	28,017,309,192.62	35,227,994,863.09	29,621,485,725.70	27,194,034,181.21
Others (incl. Loans)	15,537,831,484.80	11,957,671,471.31	21,913,677,736.58	38,345,962,900.91	42,093,633,267.40
Total	135,955,106,702.74	108,471,750,657.38	138,395,451,352.25	153,161,737,205.20	126,754,358,711.26

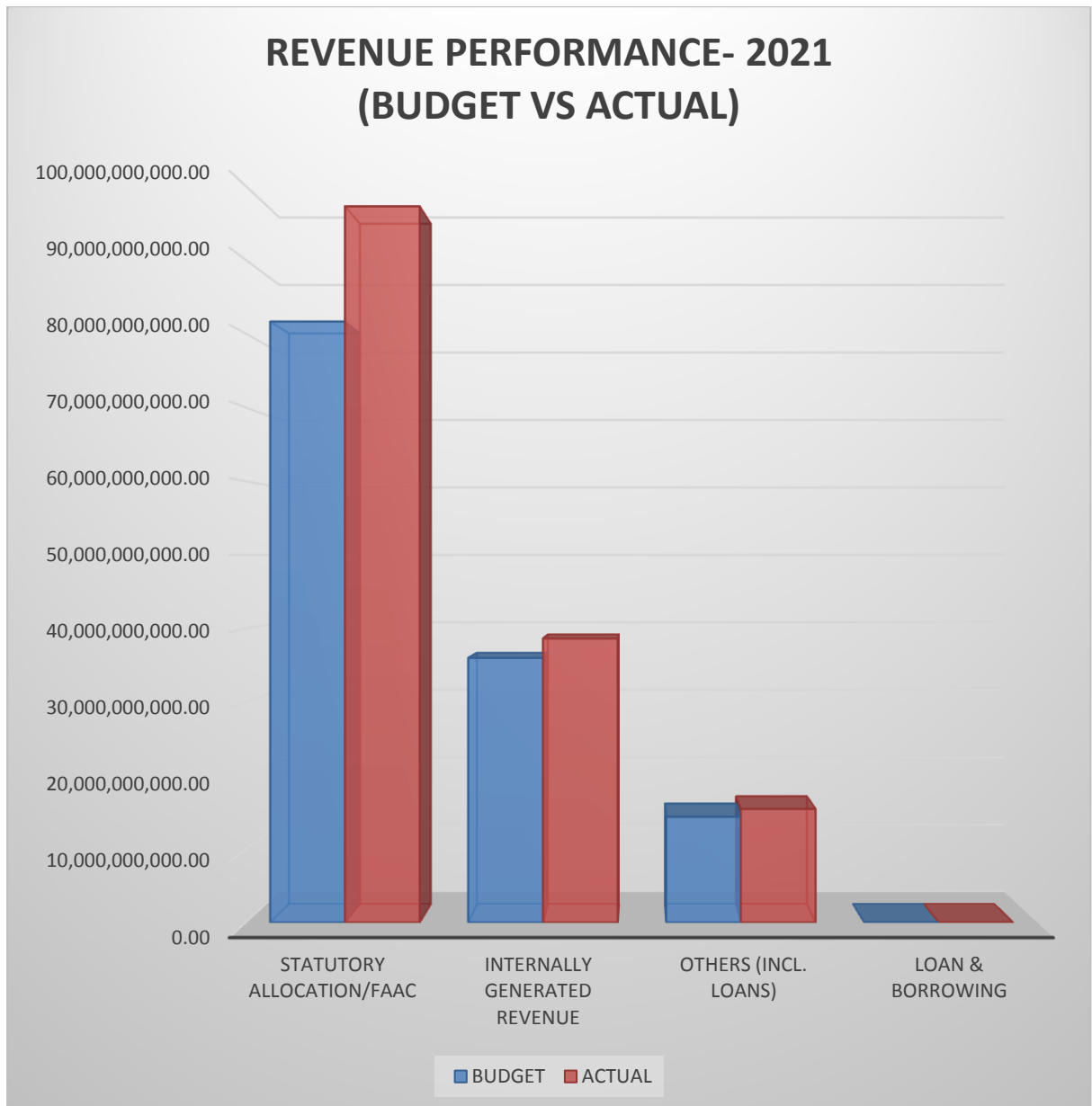
FIVE YEARS REVENUE PERFORMANCE - 2017 - 2021





(BUDGET VS ACTUAL)

	BUDGET	ACTUAL
Statutory Allocation/FAAC	81,647,194,695.39	97,286,242,277.39
Internally Generated Revenue	36,041,812,364.00	38,668,864,425.35
Others (incl. Loans)	14,478,564,294.76	15,537,831,484.80
Loan & Borrowing	0.00	0.00
Total	132,167,571,354.15	151,492,938,187.54

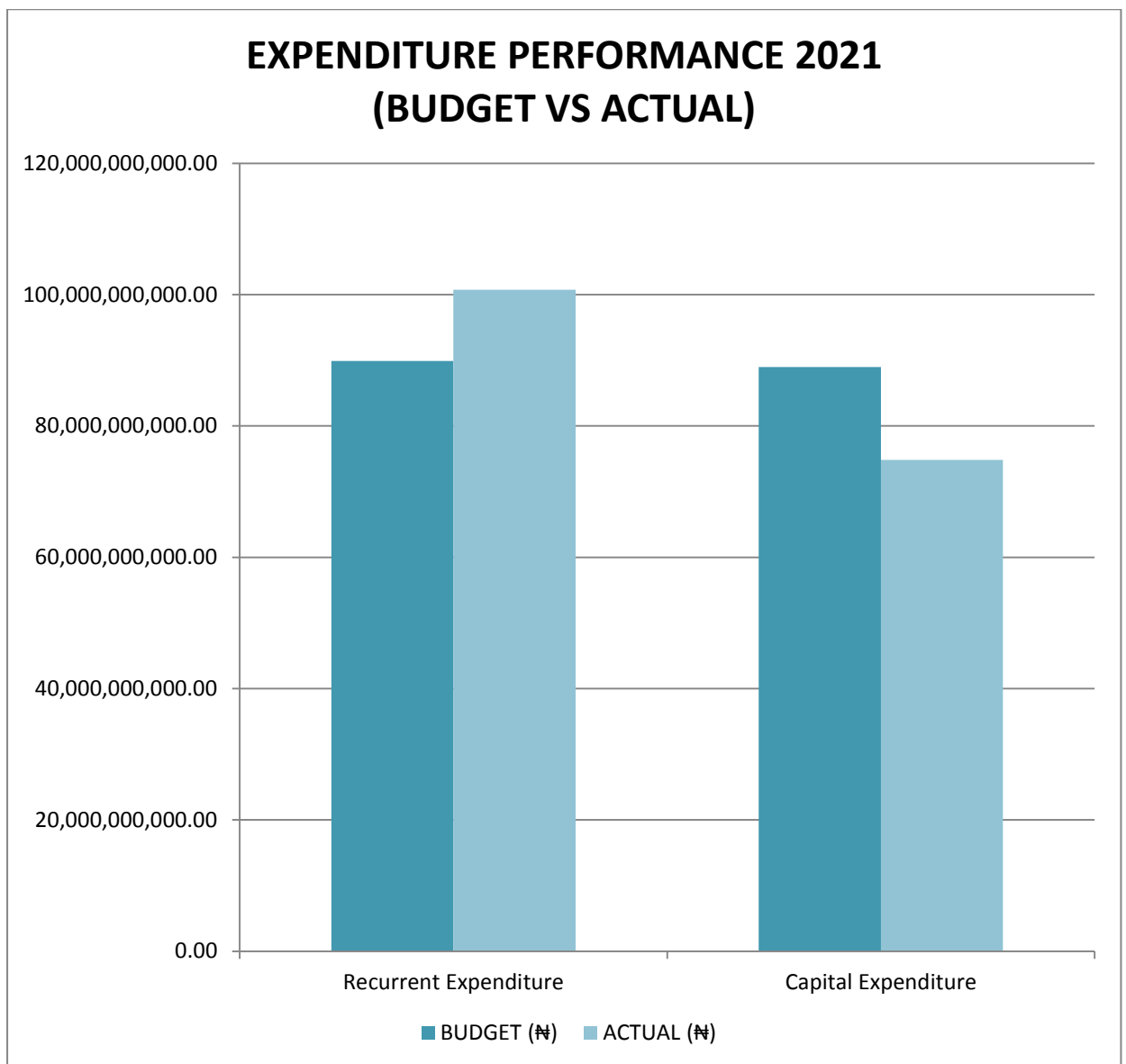




EXPENDITURE PERFORMANCE 2021

(BUDGET VS ACTUAL)

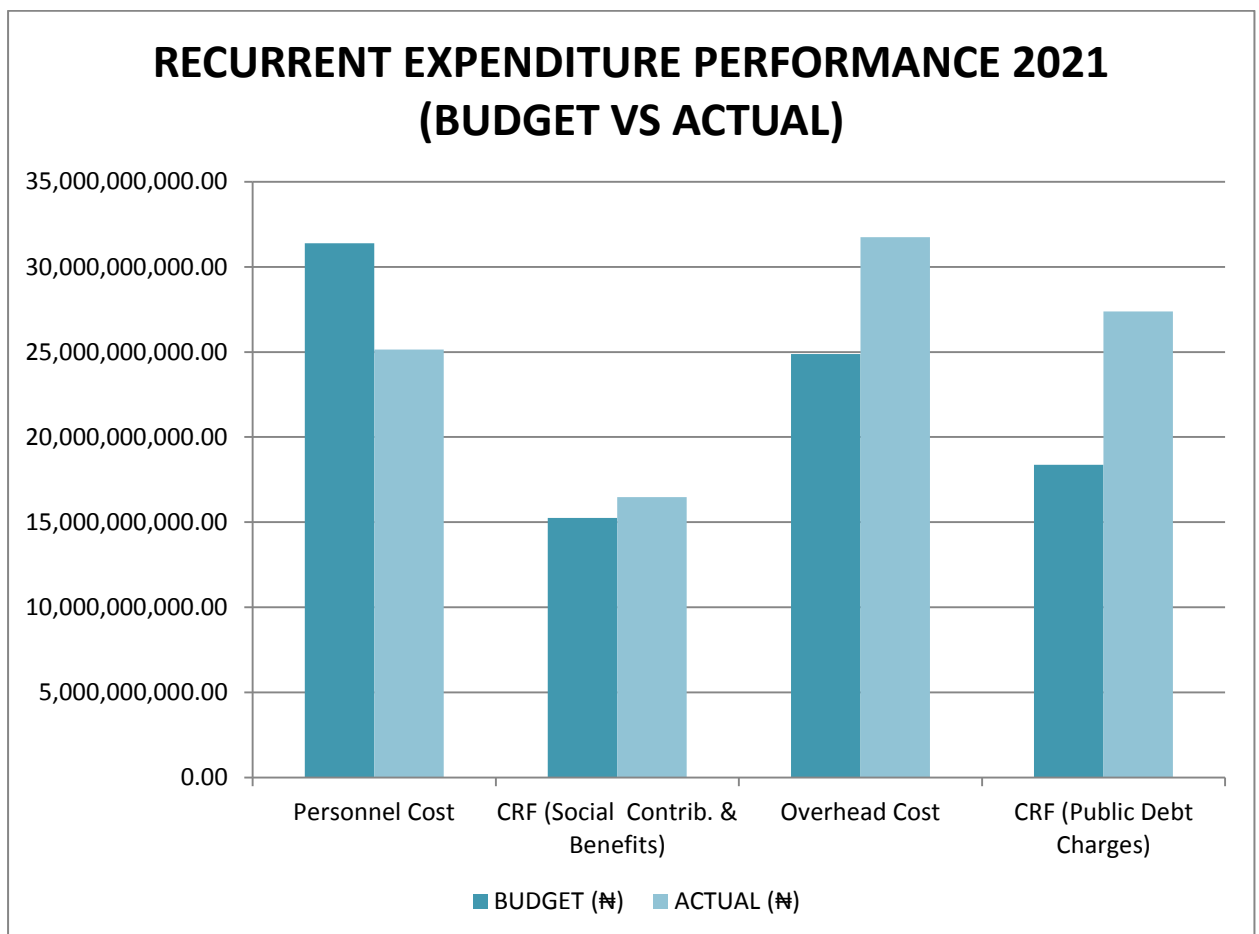
Description	BUDGET	ACTUAL
Recurrent Expenditure	89,902,236,869.32	100,760,894,656.32
Capital Expenditure	88,984,954,976.14	74,851,258,835.33
Total	178,887,191,845.16	175,612,153,491.65





RECURRENT EXPENDITURE PERFORMANCE 2021 (BUDGET VS ACTUAL)

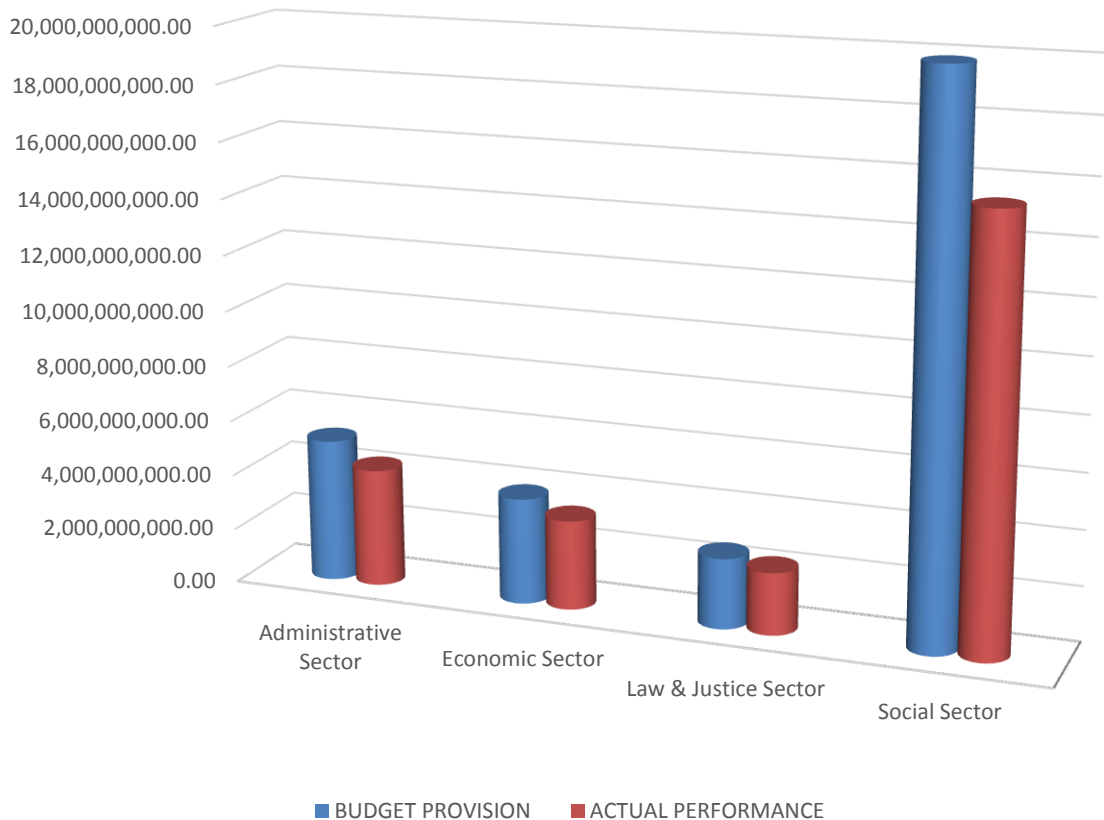
<u>Description</u>	<u>Budget</u>	<u>Actual</u>
		<u>Expenditure</u>
	₦	₦
Personnel Cost	31,390,206,869.32	25,147,636,732.74
CRF(Social Contrib.& benefits)	15,255,000,000.00	16,475,100,920.30
Overhead Cost	24,877,000,000.00	31,749,956,911.49
CRF(Public Debt Charges)	<u>18,380,030,000.00</u>	<u>27,388,200,091.79</u>
Total =	₦89,902,236,869.32	₦100,760,894,656.32
	=====	=====





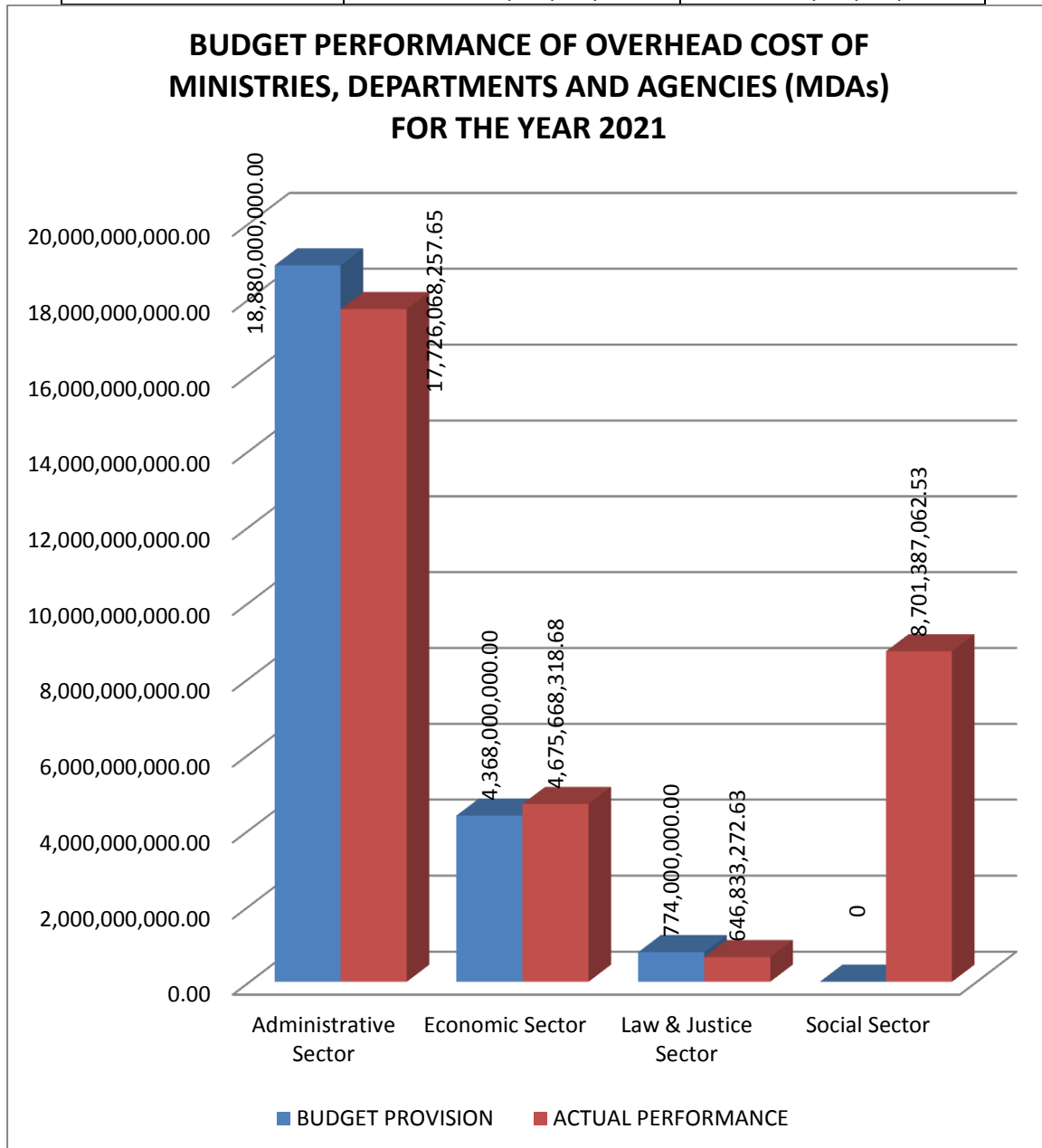
SECTORAL BUDGET PERFORMANCE OF PERSONNEL COST OF		
MINISTRIES, DEPARTMENTS AND AGENCIES (MDAs)		
FOR THE YEAR 2021		
SECTOR	BUDGET PROVISION	ACTUAL PERFORMANCE
Administrative Sector	5,173,206,869.32	4,272,040,294.29 inclusive of CRF salaries
Economic Sector	3,848,000,000.00	3,253,660,763.32
Law & Justice Sector	2,557,000,000.00	2,262,716,880.51
Social Sector	19,862,000,000.00	15,359,218,794.62
Grand Total	31,390,206,869.32	25,147,636,732.74

**BUDGET PERFORMANCE OF PERSONNEL COST OF
MINISTRIES, DEPARTMENTS AND AGENCIES
(MDAs)
FOR THE YEAR 2021**





SECTORAL BUDGET PERFORMANCE OF OVERHEAD COST OF MINISTRIES, DEPARTMENTS AND AGENCIES (MDAs) FOR THE YEAR 2021		
SECTOR	BUDGET PROVISION	ACTUAL PERFORMANCE
Administrative Sector	18,880,000,000.00	17,726,068,257.65
Economic Sector	4,368,000,000.00	4,675,668,318.68
Law & Justice Sector	774,000,000.00	646,833,272.63
Social Sector	855,000,000.00	8,701,387,062.53
Grand Total	24,877,000,000.00	31,749,956,911.49





SECTORAL BUDGET PERFORMANCE OF CAPITAL COST OF		
MINISTRIES, DEPARTMENTS AND AGENCIES (MDAs)		
FOR THE YEAR 2021		
SECTOR	BUDGET PROVISION	ACTUAL PERFORMANCE
Administrative Sector	15,923,404,799.00	13,525,395,592.00
Economic Sector	57,320,322,904.14	52,759,174,225.78
Law & Justice Sector	750,500,000.00	114,300,950.00
Social Sector	14,990,727,273.00	8,452,388,067.55
Grand Total	88,984,954,976.14	74,851,258,835.33

